


fit interiors

DESIGN AROUND PEOPLE.

The Line Book



DESIGN AROUND PEOPLE.

Il buon design è innovativo
Good design is innovative

Il buon design rende un prodotto utile
Good design makes a product useful

Il buon design è estetico, bello
Good design is aesthetic

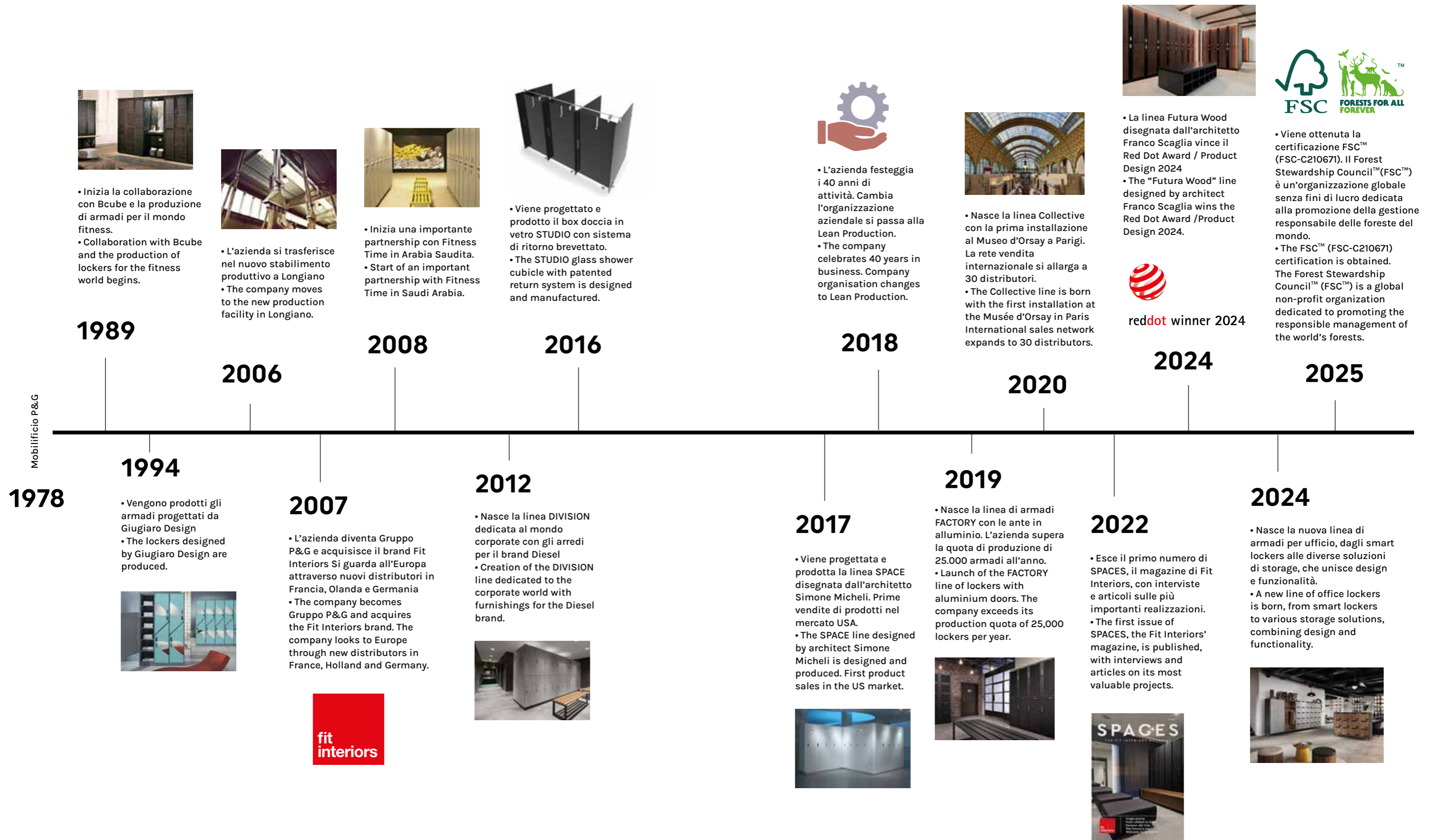
Il buon design dura nel tempo
Good design is long-lasting

Il buon design è amico dell'ambiente
Good design is environmentally-friendly

Il buon design è il meno possibile
Good design is as little design as possible

Dieter Rams

Timeline



Gruppo P&G
è un'azienda
certificata FSC™

Gruppo P&G
is an FSC™
certified company

FSC™ definisce standard basati su principi riconosciuti di gestione responsabile delle foreste, che sono supportati da operatori attivi in campo ambientale, sociale ed economico. Per saperne di più, visita il sito www.fsc.org

La certificazione FSC™ rappresenta il principale meccanismo di garanzia sull'origine del legno o della carta. Con questa certificazione, il Gruppo P&G non solo dimostra il proprio impegno nei confronti dell'ambiente, ma sottolinea anche la sua adesione a principi di responsabilità sociale.

Grazie alla certificazione FSC™, stiamo ampliando sempre di più gli articoli certificati FSC™ a catalogo, così da indirizzare le nostre politiche di acquisto verso altre organizzazioni certificate che si impegnano a loro volta a promuovere una gestione delle foreste sostenibile e a tutelare i diritti dei lavoratori. Ad oggi tutti i decorativi a catalogo degli armadi sono certificati FSC™. Spingendo l'acquisto di prodotti FSC™, attraverso i controlli che fanno gli enti di certificazione come nel caso di FSC™ e la possibilità degli stakeholder di fare segnalazioni ci assicuriamo che la catena di approvvigionamento sia più equa e trasparente con la garanzia che nella fornitura non venga utilizzato lavoro minorile, lavoro forzato o altre forme di sfruttamento.

Azienda certificata FSC-C210671
Acquistando prodotti certificati FSC™
contribuisci a prenderti cura delle
foreste del mondo (www.fsc.org).

FSC™ defines standards based on recognized principles of responsible forest management, supported by stakeholders in the environmental, social, and economic sectors. To learn more, visit www.fsc.org.

FSC™ certification is the primary guarantee mechanism for the origin of wood or paper. With this certification, Gruppo P&G not only demonstrates its commitment to the environment but also reinforces its adherence to principles of social responsibility. Thanks to FSC™ certification, we are continuously expanding the range of FSC™ certified products in our catalog, directing our purchasing policies toward other certified organizations that are equally committed to promoting sustainable forest management and protecting workers' rights. As of today, all decorative finishes in our locker catalog are FSC™ certified. By encouraging the purchase of FSC™ certified products, through audits conducted by certification bodies such as FSC™ and the ability for stakeholders to report concerns, we ensure that the supply chain remains fair and transparent. This guarantees that no child labor, forced labor, or other forms of exploitation are involved in our procurement processes.

Certified company FSC-C210671
By purchasing FSC™ certified products,
you are helping to take care of the
world's forests (www.fsc.org)



Designed and produced in Italy

Ogni nazione ha il suo marchio distintivo che caratterizza i propri prodotti e li fa risaltare per le loro caratteristiche esclusive. È così che il Made in Italy è sinonimo di eccellenza della creatività e della maestria. Uno dei settori dove questo è riconosciuto come valore consolidato e indiscutibile è il settore dell'interior design. Fit Interiors opera in questo settore, ormai da diversi anni, attraverso una propria struttura manifatturiera e produttiva in Italia, nello stabilimento di Longiano, in Emilia Romagna.

Nata nel 1978 come azienda di produzione di mobili, negli anni successivi ha creato una struttura commerciale con la nascita del brand e la commercializzazione dei suoi prodotti. Oggi è leader nel mercato dell'arredamento per palestre, centri benessere, SPA e più in generale nelle aree di ricevimento e spogliatoio per hotel, aziende, cliniche, ospedali, università e scuole. Il suo obiettivo è quello di portare in tutto il mondo l'eccellenza del design e della qualità produttiva italiana in questi settori, con un'attenzione particolare ad ogni necessità di personalizzazione dell'utente.

Each country has its own distinctive brand that characterises its products and makes them stand out for their exclusive characteristics. This is how Made in Italy is renowned for excellence in creativity and craftsmanship. And most definitely so, in the field of interior design. Fit Interiors has been active in this business for many years now, with its factory located in Longiano, Italy. Founded in 1978 as a general furniture manufacturer, the company

then created a sales structure, and started marketing its products under the Fit Interiors brand. Today, it is a leading brand in health club and spa decoration, and more generally, in reception area and changing room furniture for hotels, corporate, clinics/hospitals, schools/universities. Our mission is to spread Italian design and production excellence everywhere, with specific focus on customisation and personalisation.

Palestre, Golf Club e Centri Benessere Gyms, Health and Golf Clubs



Musei e Scuole Museums and Schools



Hotel e SPA Hotels and Spas



Uffici e Aziende Offices and Corporate



index

12	Banconi Reception e Bar Reception and Bar Counters
60	Armadi e Mobili Lockers and Furniture
176	Panche Divani, Pouf e Vasi Benches, Sofas, Pouffs and Vases
232	Specchi Mensole e Lavelli Mirrors Shelves and Sinks
278	Box Doccia e Toilet Shower and Toilet Cubicles
296	The Swatch Book

indice alfabetico / alphabetical index

Accessories	168	Next	108
Additions	169	Nexus S	291
Alpha	32	Nexus T	292
Alter	174	Nordic	16
Anima	246	Norma	122
Aster	256	Numbers	161
Atelier	62	Numbers sofa	220
Athena	150	Oasis	28
Atlas	202	Opera	36
Aura	204	Panka	178
Base	273	People	72
Bingo	222	People T	80
Birillo	228	Perla	230
Block	274	Pilar	231
Boise	170	Pony	214
Circe	262	Puff	224
Collective	128	Round	188
Combo	210	Rubio	274-277
Corner	170	Saturno	268
Division	136	Shape	275
Dot Dot	250	Sharp	234
Eha-mat	294	Simple	276
Etoile	116	Start Up	44
Factory	92	Studio S	282
Frame	252	Studio T	288
Free	175	Systema	156
Futura	102	Task	175
Futura wood	96	Tecno	196
Halo	258	T-Rack	172
Handles	162	Traffic	218
Horizon	88	Uniko	54
Jump	272	Universal	46
Jupiter	266	Up	192
Just	269	Vector	40
Lingotto	208	Vega	22
Locks	164	Vela	171
Luna	221	Vesta	267
Master	144	Velvet	244
Master kid	148	Vemo	58
Metropolis	50	Voga	206
Modus	240		

Banconi Reception e Bar Reception and Bar Counters

16

Nordic



22

Vega



28

Oasis



32

Alpha



36

Opera



40

Vector



44

Start Up



46

Universal



50

Metropolis



54


Uniko



58

Vemo






Nordic

> Alberto Manzoni



Bancone modulare con doghe in massello di frassino, struttura in MFC sp.18 mm. Top, piano e fascia inferiore sp.36 mm, con led a luce naturale 4000 K. Piano di lavoro con n°2 passacavi in metallo.

Modular counter with solid ash slats, MFC structure 18 mm thickness. Top, worktop and lower band 36 mm thickness with 4000 K natural white LED light. Worktop has 2 metal cable glands.



Struttura / Structure

Finiture standard
Standard finishes



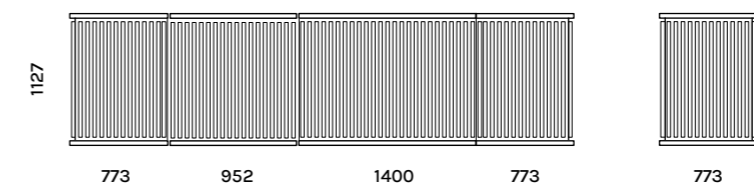
Doghe / Slats

Massello frassino
Solid ash wood

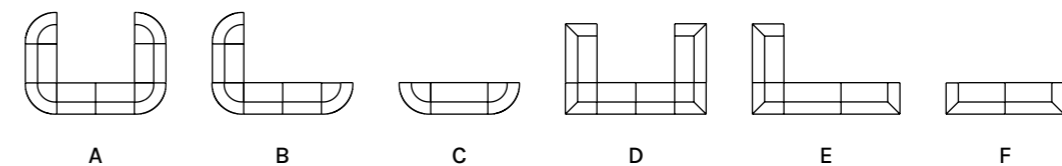


Piano di lavoro / Worktop

Finiture
Finishes



Alcune possibili combinazioni Possible compositions





Sammen

location: Fantoft campus, Norway
project: Fit Interiors



> arch. Alessio Cuzzolin



Fabrique Fitness Club

location: Paris, France
project: Fit Interiors


Bancone modulare in MFC e laminato con luci LED.

Modular counter made of MFC and laminate with LED lighting



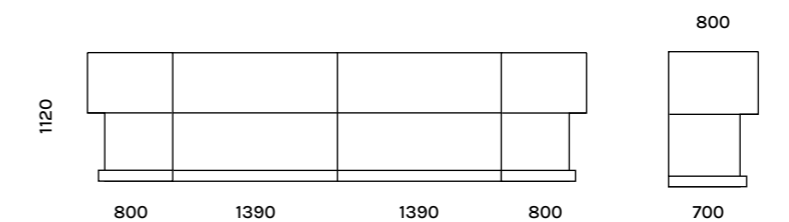
Struttura / Structure

Finiture standard
Standard finishes

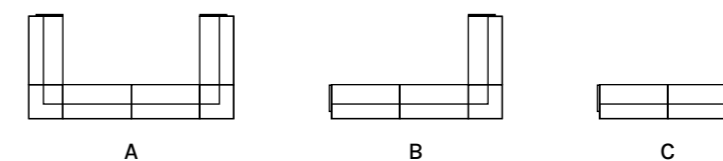


Piano di lavoro / Worktop

Finiture
Finishes




**Alcune possibili combinazioni
Possible compositions**





Starfit

location: Benghazi, Lybia
project: arch. Mohamed Agila



Oasis



Bancone modulare con rete stirata verniciata nero opaco, struttura in MFC sp.18 mm nero opaco. Top e fascia inferiore sp.18 mm con led a luce fredda 6000 K. Piano di lavoro in MFC sp. 30 mm nero opaco con n°2 passacavi in metallo.

Modular counter with matt black painted stretched mesh, 18 mm thick matt black MFC structure. Top and lower band 18 mm thick with 6000 K cold light LEDs. Worktop in 30 mm thick matt black MFC with 2 metal cable glands.



Struttura / Structure

Finiture
Finishes



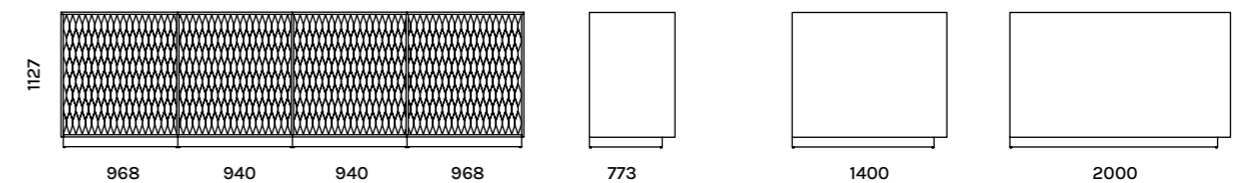
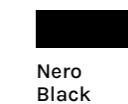
Piano di lavoro / Worktop

Finiture
Finishes

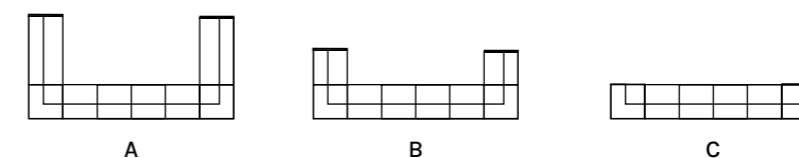


Telaio e rete metallica / Frame and metal mesh

Verniciatura
Painted



Alcune possibili combinazioni
Possible compositions





Alpha




6 Padel

location: Milan, Italy
project: Fit Interiors

Bancone modulare in MFC con luci LED.

Modular counter made of MFC with LED lighting



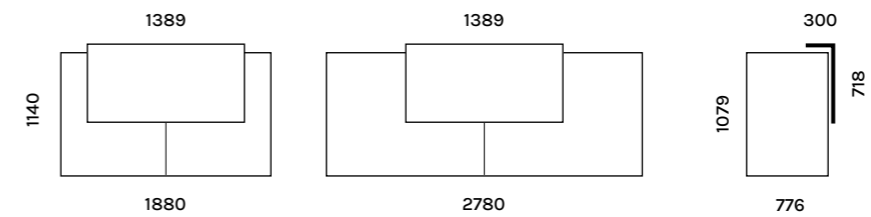
Struttura / Structure

Finiture standard
Standard finishes



Piano di lavoro / Worktop

Finiture
Finishes



Alcune possibili combinazioni
Possible compositions





MoveMed

location: Milan, Italy
project: Antitetico

Opera



Bancone modulare con fronte e lati in MDF e legno a doghe, struttura in MFC sp.18 mm. Top, piano di lavoro colore nero, top con led a luce naturale 4000 K.

Modular counter with front and sides in MDF and slatted wood, structure in MFC 18 mm th. Top and worktop in black color. Top with LED, natural light 4000 K.



Struttura / Structure

Finiture
Finishes



Black

Fronte / Front

Legno a doghe
Slatted wood




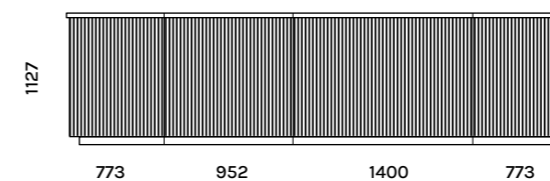
Brown

Piano di lavoro / Worktop

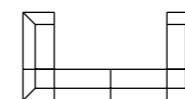
Finiture
Finishes



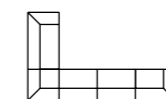
Matt Black
Wax




Alcune possibili combinazioni
Possible compositions



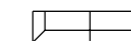
A




B



C



D



Vector




Bancone modulare in MFC con luci LED.

Modular counter made of MFC with LED lighting



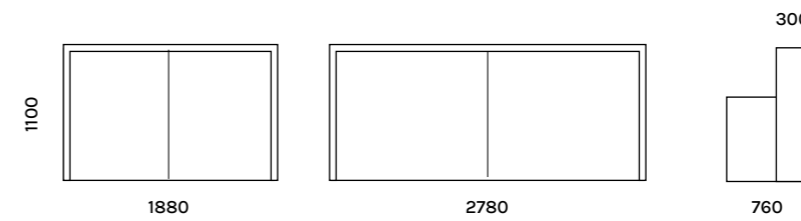
Struttura / Structure

Finiture standard
Standard finishes

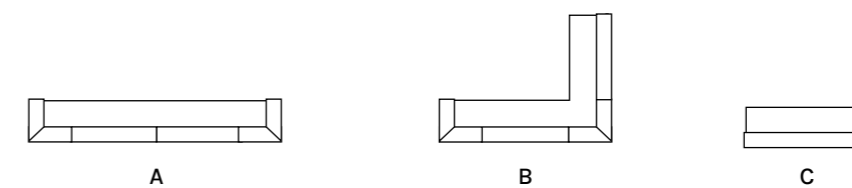



Piano di lavoro / Worktop

Finiture
Finishes



Alcune possibili combinazioni Possible compositions





Start Up



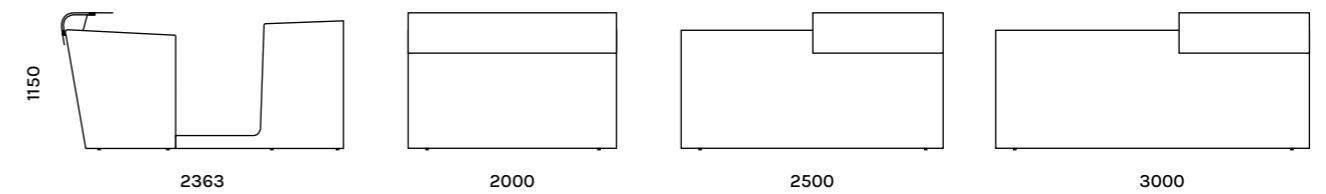
Start up è un nuovo modo di intendere il servizio bar. Un'unità essenziale, che integra tutti gli elementi indispensabili al funzionamento di un locale. Fronte e retro compongono un servizio bar basilare, personalizzabile, facile e rapido da installare, che rende accessibile, a chi lo desidera, la possibilità di aprire il proprio locale.

Start Up is a new concept for bar service. An essential unit that integrates all the key elements needed to run a venue. Front and back sections create a basic, customizable bar setup that is quick and easy to install, making it possible for anyone who wishes to open their own place.



Struttura / Structure

Pannello frontale
Front panel



Universal



Sin City Boxing

location: Amsterdam, Holland
project: Eazz

Banco Reception realizzato con struttura in MFC/multistrati rivestita da laminato Fenix o da lastra ceramica con finitura marmo naturale. Quest'ultimo materiale ha una superficie igienica idonea anche al contatto con alimenti, resistente a funghi e muffe e alle macchie. Led a luce naturale 4000 K che illumina lo zoccolino.

Reception counter with MFC/plywood structure covered with Fenix laminate or covered with ceramic slab with natural marble finish, the material has a hygienic surface suitable for food contact, resistant to fungus and mould and stains. Natural LED light 4000 K for the skirting board.



Rivestimento / Covering

Ceramica
Ceramic



Calacatta
Gold
polished



Noir Desir
polished

Fenix



0032
White



0720
Black



0724
Grey

Piano di lavoro / Worktop

Finiture
Finishes




D143PS30
Grey


1057




900



1504/1949



1954/2399



2404/2849



Metropolis

> Alberto Manzoni



Active Training Lab

location: Teramo, Italy
project: arch. Alejandro Bozzi

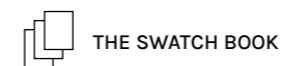
Bancone realizzato con struttura e piano lavoro in nobilitato da 36 mm rivestito in laminato. Bancalina decorativa composta da trave HEA in ferro (lunghezza max 2000 mm).

Reception counter with laminated and MFC structure 36 mm thickness, with central top consisting of iron HEA beam (max. length 2000 mm).



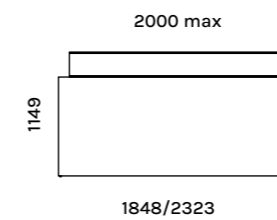
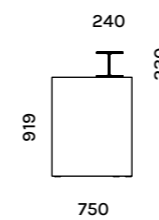
Struttura e piano di lavoro / Structure and worktop


Finiture standard
Standard finishes



Top / Top

Ferro
Iron





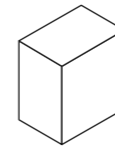
> arch. Franco Scaglia



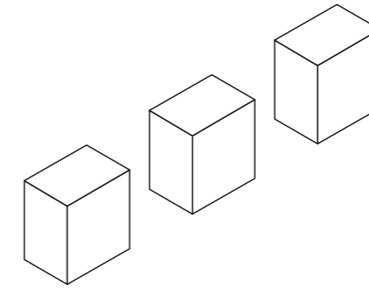
Bancone singolo o multiplo in MFC, rivestito in materiali diversi e luci LED (4000 K) in basso. Elemento basso di giunzione in lamiera di acciaio piegata da 3 mm, con trattamento cataforesi.

Single or multiple counter, made of MFC in various materials, with LED lights (4000 K) at the bottom. Low junction element in 3 mm bent metal sheet, with cataphoresis treatment.

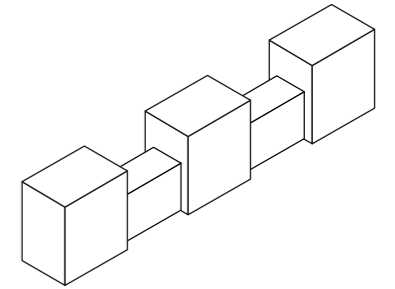
Singolo / Single



Multiplo e separato / Multiple and separate



Multiplo e unito / Multiple and united



Bancone / Counter

Finiture standard
Standard finishes



Metallo
Metal



Calamina



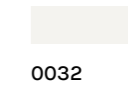
Corten

Krion




White

Fenix



0032
White

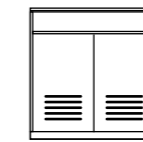
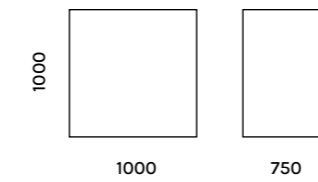


0720
Black



0724
Grey

Bancone / Counter



Retro / Back

Elemento di giunzione / Junction cabinet

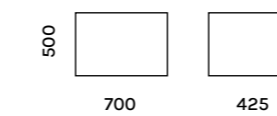
Acciaio
Steel



7021
Dark Grey

9010
White

Elemento di giunzione / Junction cabinet






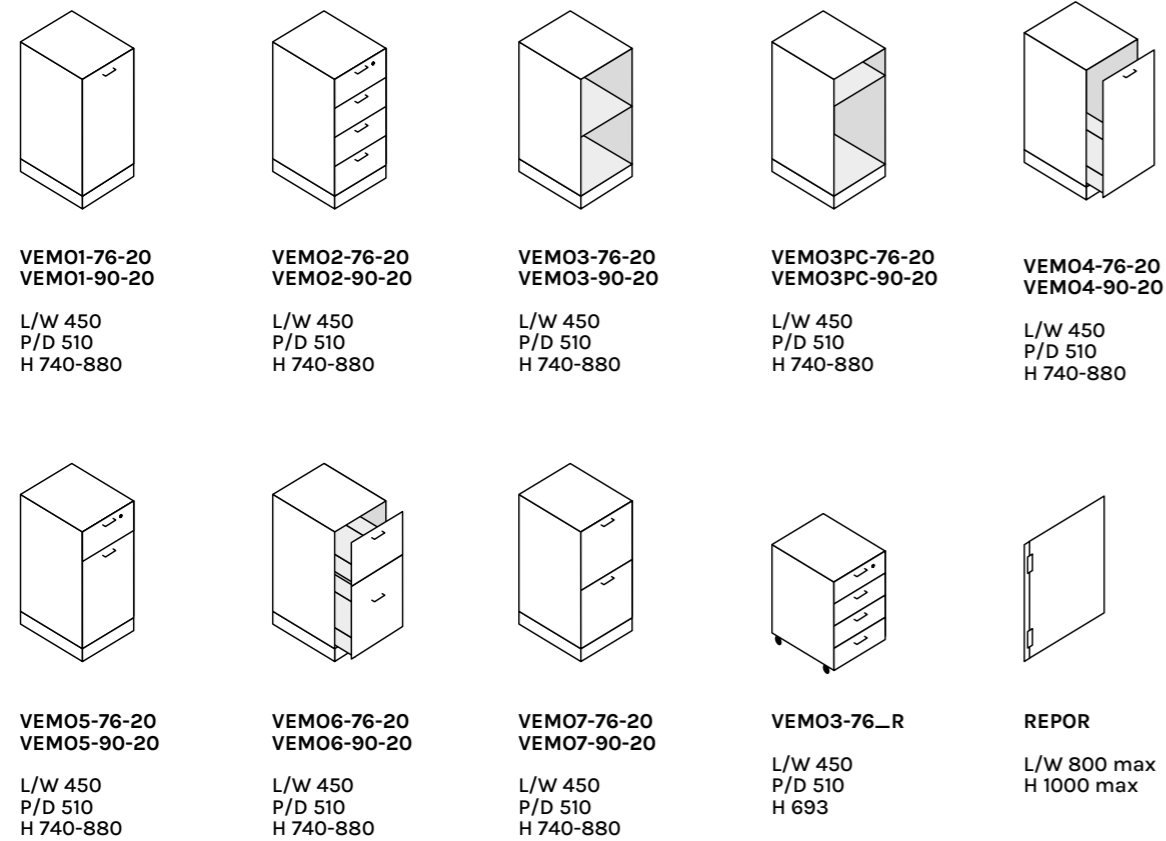
Vemo

Mobili per interno reception con ripiani, ante e cassetti in MFC. Zoccolo in tre colori: argento, nero, bianco.

Furniture for inside-counter, with shelves, doors and drawers in MFC. Skirting board in three colours: silver, black, white.

Ante, cassetti, cassa / Doors, drawers, frame







Finiture
Finishes
















Clever Fit

location: Frankfurt, Germany
project: Fit Interiors

Armadi e Mobili Lockers and Furniture

66 Atelier 	76 People 	84 People T 	88 Horizon 	92 Factory 
96 Futura wood 	100 Futura 	106 Next 	114 Etoile 	122 Norma 
128 Collective 	136 Division 	144 Master 	148 Master kid 	150 Athena 

156 Systema 	161 Numbers 	162 Handles 	164 Locks 	168 Accessories 
169 Additions 	170 Corner 	170 Boise 	171 Vela 	172 T-Rack 
174 Alter 	175 Task 	175 Free 		



Aura Fitness Lounge & Spa

location: Castione, Switzerland
project: Studio Bulgarelli

Atelier

Caratteristiche

- Armadietti a colonna singola, altezza totale con lo zoccolo 2170 mm
- Armadio realizzato con pannelli in MFC spessore 18 mm bordati in ABS con colla poliuretana
- Griglie di ventilazione
- Barra appendiabiti o gancio per vano
- Due grucce appendiabito per vano
- Piedini regolabili
- Cerniere certificate per 80.000 cicli di apertura e chiusura
- Cerniere ammortizzate
- Angolo di apertura dell'anta 155°
- Numero per anta in adesivo resinato con logo Fit Interiors
- Serratura lucchettabile

Opzioni

- Anta in MFC in varie finiture (vedi The Swatch Book)
- Struttura interna in due colori: grey o cashmere

Certificazioni

- FSC MIX 70% - INT-COC-001817

Opzionali su richiesta

- Portadocumenti
- Specchi
- Cestello portaoggetti
- Gruccia antifurto in legno
- Presa USB
- Portascarpe
- Pannello laterale e pannello laterale con LED
- Pannello laterale curvo
- Angolo interno curvo
- Angolo esterno curvo
- Veletta superiore
- Top e top con LED
- Zoccolo in tre colori: argento, nero, bianco
- Altri tipi di serratura (pag. 164)
- Maniglie a scelta tra tutte le tipologie
- Altre tipologie di numero

Characteristics

- Single column lockers, height with skirting board 2170 mm
- Locker made from 18 mm MFC panels with ABS edging, bonded with polyurethane adhesive
- Ventilation grilles
- Coat rail or hook for each compartment
- Two coat hangers per compartment
- Adjustable feet
- Hinges tested for 80,000 opening cycles
- Soft-close hinges
- Door 155° opening angle
- Number made of PVC with Fit Interiors logo
- Padlock hasp provision

Options

- Door in MFC panel in various finishes (see The Swatch Book)
- Internal structure in two colours: grey or cashmere

Certifications

- FSC MIX 70% - INT-COC-001817

Optional upon request

- Document holder
- Mirrors
- Storage basket
- Anti-theft wooden hanger
- USB socket
- Shoe rack
- End side panels or end side panels with LED
- End side panels rounded
- Rounded panel for internal corner
- Rounded panel for external corner
- Top valance
- Top or top with LED
- Skirting board in three colours: silver, black, white
- Other types of lock (p. 164)
- Handles to choose from all types
- Other types of number

Anta / Door

Finiture standard
Standard finishes



THE SWATCH BOOK

Struttura / Structure

Finiture
Finishes




D143PS30
Grey



6577ST
Cashmere


Maniglia / Handle

Lista pag. 162 / List p. 162



Galleries Lafayette

location: Paris, France
project: arch. Claire Jeancourt Galignani

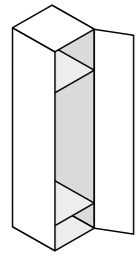


017

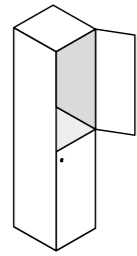


018

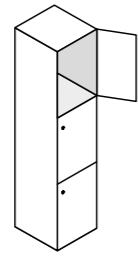




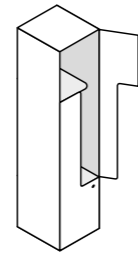
ANB01-FSC
L/W 450
P/D 550
H 2100



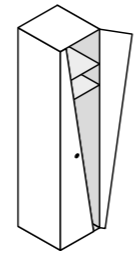
ANB02-FSC
L/W 450
P/D 550
H 2100



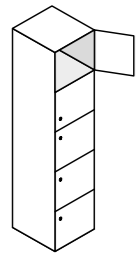
ANB023-FSC
L/W 450
P/D 550
H 2100



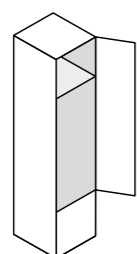
ANB03-FSC
L/W 450
P/D 550
H 2100



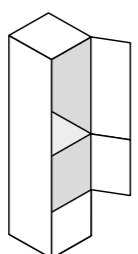
ATR02-FSC
L/W 450
P/D 550
H 2100




ANB05-FSC
L/W 450
P/D 550
H 2100



ANB11-FSC
L/W 450
P/D 550
H 2100



ANB12-FSC
L/W 450
P/D 550
H 2100



De Montel Terme di Milano

location: Milan, Italy
project: THDP



People



Abada Club

location: Madrid, Spain
project: Estudio Azqueta

People

Caratteristiche

- Armadietti a colonna singola e doppia, altezza totale con lo zoccolo 2170 mm
- Armadio realizzato con pannelli in MFC spessore 18 mm bordati in ABS con colla poliuretana
- Griglie di ventilazione
- Barra appendiabiti o gancio per vano
- Piedini regolabili
- Cerniere certificate per 80.000 cicli di apertura e chiusura
- Cerniere ammortizzate
- Angolo di apertura dell'anta 155°
- Numero per anta in adesivo resinato con logo Fit Interiors
- Serratura lucchettabile

Opzioni

- Anta in MFC in varie finiture (vedi The Swatch Book)
- Struttura interna in due colori: grey o cashmere

Certificazioni

- FSC MIX 70% - INT-COC-001817

Opzionali su richiesta

- Portadocumenti
- Specchi
- Cestello portaoggetti
- Gruccia in plastica
- Gruccia antifurto in legno
- Presa USB
- Portascarpe
- Pannello laterale e pannello laterale con LED
- Pannello laterale curvo
- Angolo interno curvo
- Angolo esterno curvo
- Velella superiore
- Top e top con LED
- Top inclinato
- Zoccolo in tre colori: argento, nero, bianco
- Altri tipi di serratura (pag. 164)
- Maniglie a scelta tra tutte le tipologie
- Altre tipologie di numero

Characteristics

- Single and double column lockers, height with skirting board 2170 mm
- Locker made from 18 mm MFC panels with ABS edging, bonded with polyurethane adhesive
- Ventilation grilles
- Coat rail or hook for each compartment
- Adjustable feet
- Hinges tested for 80,000 opening cycles
- Soft-close hinges
- Door 155° opening angle
- Number made of PVC with Fit Interiors logo
- Padlock hasp provision

Options

- Door in MFC panel in various finishes (see The Swatch Book)
- Internal structure in two colours: grey or cashmere

Certifications

- FSC MIX 70% - INT-COC-001817

Optional upon request

- Document holder
- Mirrors
- Storage basket
- Plastic hanger
- Anti-theft wooden hanger
- USB socket
- Shoe rack
- End side panels or end side panels with LED
- End side panels rounded
- Rounded panel for internal corner
- Rounded panel for external corner
- Top valance
- Top or top with LED
- Sloping top
- Skirting board in three colours: silver, black, white
- Other types of lock (p. 164)
- Handles to choose from all types
- Other types of number

Anta / Door

Finiture standard
Standard finishes



THE SWATCH BOOK

Struttura / Structure

Finiture
Finishes



D143PS30
Grey



6577ST
Cashmere

Maniglia / Handle

Lista pag. 162 / List p. 162

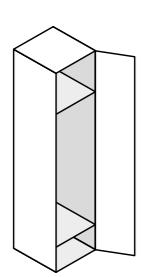


McFit

location: Como, Italy
project: RSG

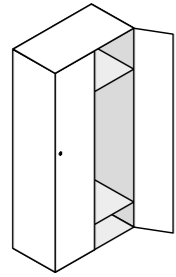


People



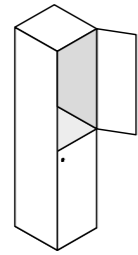
ANB31-FSC

L/W 400
P/D 550
H 2100



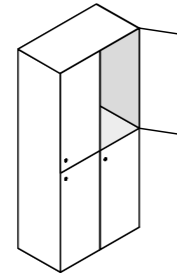
ANB41-FSC

L/W 800
P/D 550
H 2100



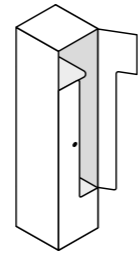
ANB32-FSC

L/W 400
P/D 550
H 2100



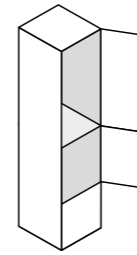
ANB42-FSC

L/W 800
P/D 550
H 2100



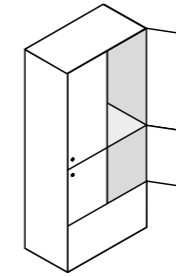
ANB38-FSC

L/W 400
P/D 550
H 2100



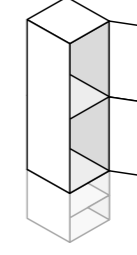
SANB35-FSC

L/W 400
P/D 550
H 2100



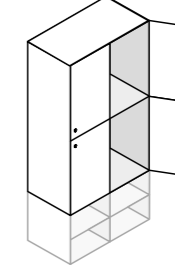
SANB45-FSC

L/W 800
P/D 550
H 2100



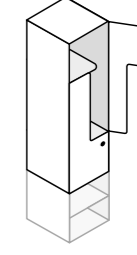
ANB32-APS-FSC

L/W 400
P/D 550
H 1600



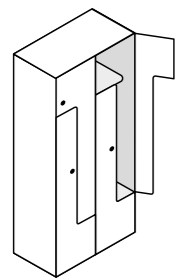
ANB42-APS-FSC

L/W 800
P/D 550
H 1600



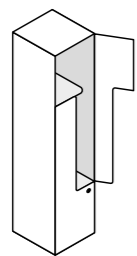
ANB39-APS-FSC

L/W 400
P/D 550
H 1600



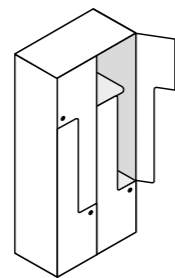
ANB48-FSC

L/W 800
P/D 550
H 2100



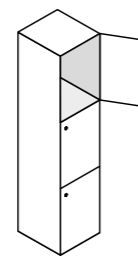
ANB39-FSC

L/W 400
P/D 550
H 2100



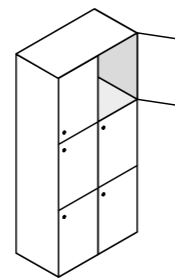
ANB49-FSC

L/W 800
P/D 550
H 2100



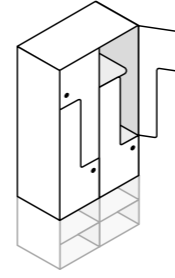
ANB323-FSC

L/W 400
P/D 550
H 2100



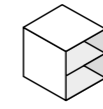
ANB426-FSC

L/W 800
P/D 550
H 2100



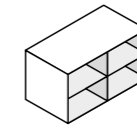
ANB49-APS-FSC

L/W 800
P/D 550
H 1600



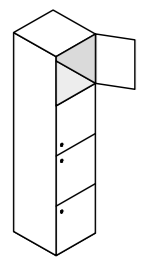
APS01-FSC

L/W 400
P/D 550
H 500



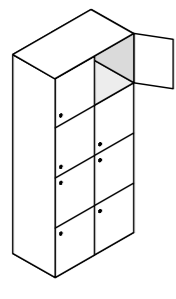
APS02-FSC

L/W 800
P/D 550
H 500



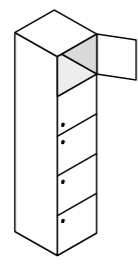
ANB324-FSC

L/W 400
P/D 550
H 2100



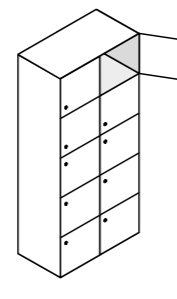
ANB428-FSC

L/W 800
P/D 550
H 2100



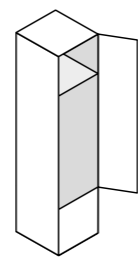
ANB325-FSC

L/W 400
P/D 550
H 2100



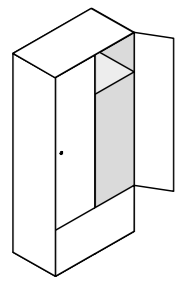
ANB4210-FSC

L/W 800
P/D 550
H 2100



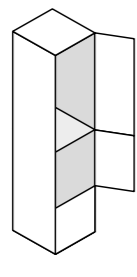
ANB34-FSC

L/W 400
P/D 550
H 2100



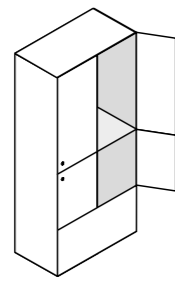
ANB44-FSC

L/W 800
P/D 550
H 2100



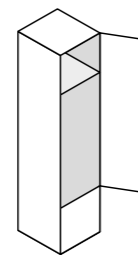
ANB35-FSC

L/W 400
P/D 550
H 2100



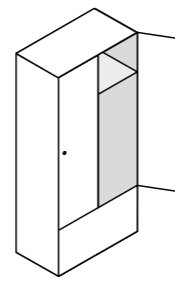
ANB45-FSC

L/W 800
P/D 550
H 2100



SANB34-FSC

L/W 400
P/D 550
H 2100



SANB44-FSC

L/W 800
P/D 550
H 2100

People T



Factory Gym Club

location: Milan, Italy
project: Maurizio Lai Architects

Caratteristiche

- Armadietti a colonna singola e doppia, altezza totale con lo zoccolo 2170 mm
- Armadio realizzato con pannelli in MFC spessore 18 mm bordati in ABS con colla poliuretanicca
- Griglie di ventilazione
- Barra appendiabiti o gancio per vano
- Piedini regolabili
- Cerniere certificate per 80.000 cicli di apertura e chiusura
- Cerniere ammortizzate
- Angolo di apertura dell'anta 155°
- Numero per anta in adesivo resinato con logo Fit Interiors
- Serratura lucchettabile

Opzioni

- Anta in MFC con finiture tridimensionali
- Struttura interna in due colori: grey o cashmere

Opzionali su richiesta

- Portadocumenti
- Specchi
- Cestello portaoggetti
- Gruccia in plastica
- Gruccia antifurto in legno
- Presa USB
- Portascarpe
- Pannello laterale e pannello laterale con LED
- Pannello laterale curvo
- Angolo interno curvo
- Angolo esterno curvo
- Veletta superiore
- Top e top con LED
- Top inclinato
- Zoccolo in tre colori: argento, nero, bianco
- Altri tipi di serratura (pag. 164)
- Maniglie a scelta tra tutte le tipologie
- Altre tipologie di numero

Characteristics

- Single and double column lockers, height with skirting board 2170 mm
- Locker made from 18 mm MFC panels with ABS edging, bonded with polyurethane adhesive
- Ventilation grilles
- Coat rail or hook for each compartment
- Adjustable feet
- Hinges tested for 80,000 opening cycles
- Soft-close hinges
- Door 155° opening angle
- Number made of PVC with Fit Interiors logo
- Padlock hasp provision

Options

- MFC door in three-dimensional finishes
- Internal structure in two colours: grey or cashmere

Optional upon request

- Document holder
- Mirrors
- Storage basket
- Plastic hanger
- Anti-theft wooden hanger
- USB socket
- Shoe rack
- End side panels or end side panels with LED
- End side panels rounded
- Rounded panel for internal corner
- Rounded panel for external corner
- Top valance
- Top or top with LED
- Sloping top
- Skirting board in three colours: silver, black, white
- Other types of lock (p. 164)
- Handles to choose from all types
- Other types of number

Anta / Door

Finiture tridimensionali
Three-dimensional finishes



FA84
Bronze
Cheope

FB45
Mosaico
Clear

S195
Ogijima
Jiometori

Struttura / Structure

Finiture
Finishes



D143PS30
Grey

6577ST
Cashmere

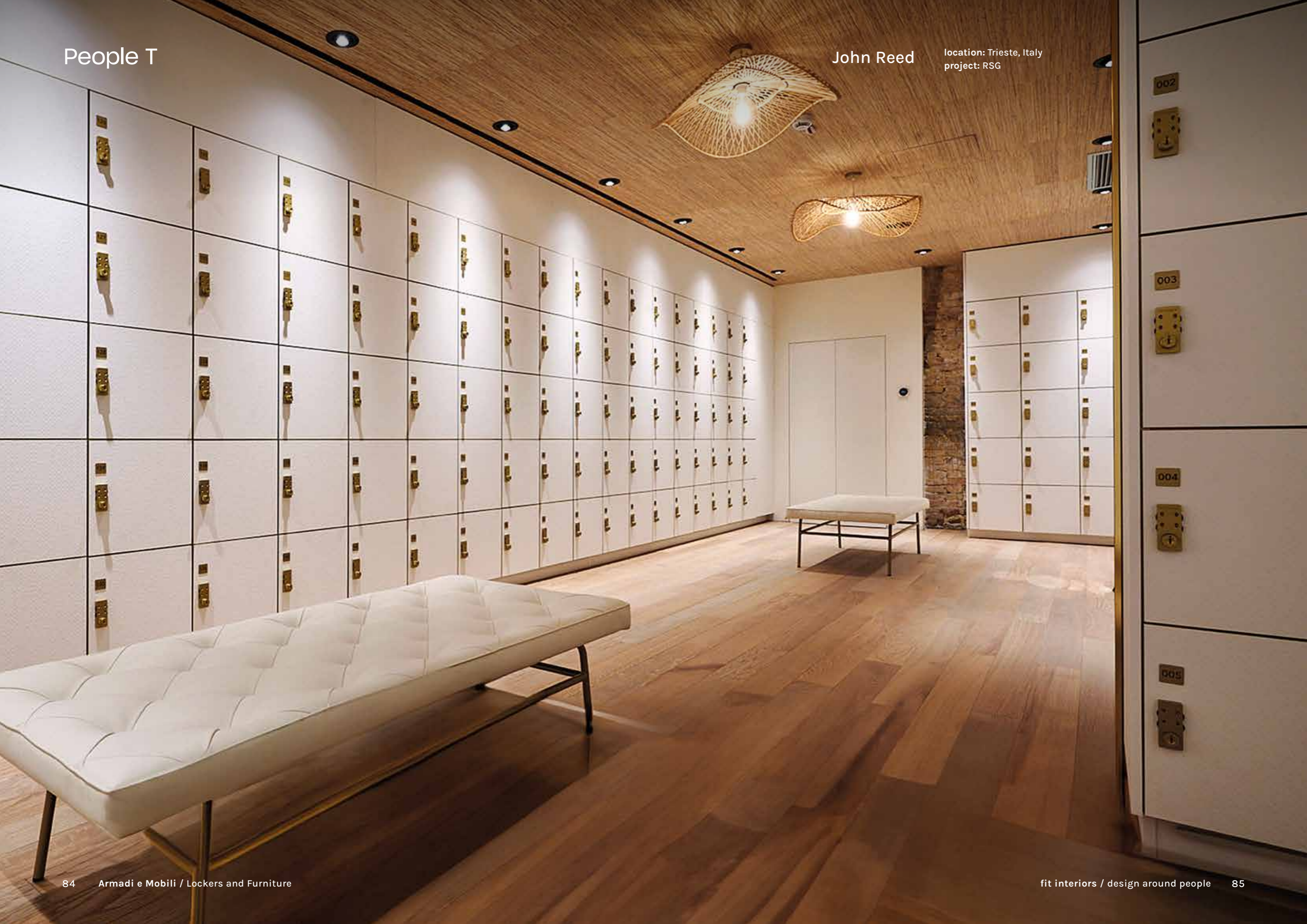
Maniglia / Handle

Lista pag. 162 / List p. 162

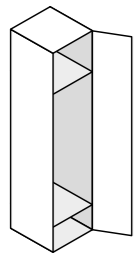


Virgin Active

location: Palermo, Italy
project: Studio AArchitetti Noorda Schiavon

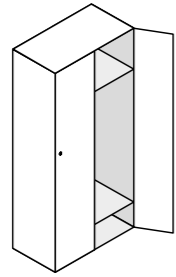


People T



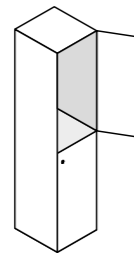
TANB31-26

L/W 400
P/D 550
H 2100



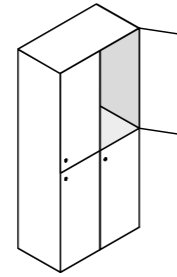
TANB41-26

L/W 800
P/D 550
H 2100



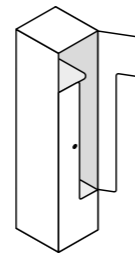
TANB32-26

L/W 400
P/D 550
H 2100



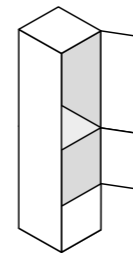
TANB42-26

L/W 800
P/D 550
H 2100



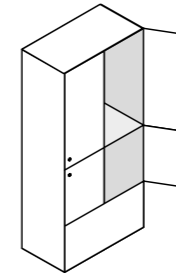
TANB38-26

L/W 400
P/D 550
H 2100



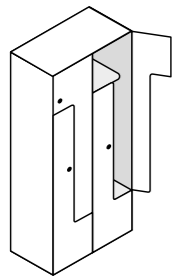
TSANB35-26

L/W 400
P/D 550
H 2100



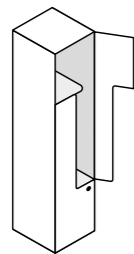
TSANB45-26

L/W 800
P/D 550
H 2100



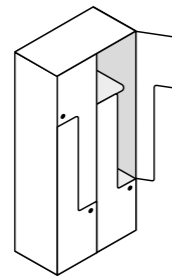
TANB48-26

L/W 800
P/D 550
H 2100



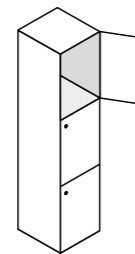
TANB39-26

L/W 400
P/D 550
H 2100



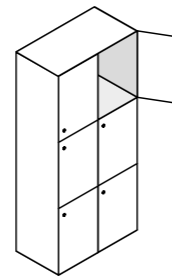
TANB49-26

L/W 800
P/D 550
H 2100



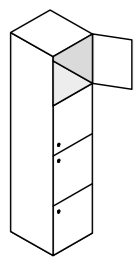
TANB323-26

L/W 400
P/D 550
H 2100



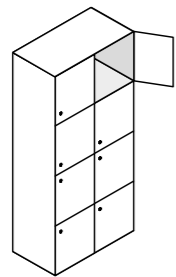
TANB426-26

L/W 800
P/D 550
H 2100



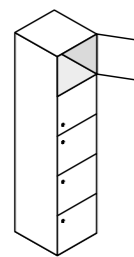
TANB324-26

L/W 400
P/D 550
H 2100



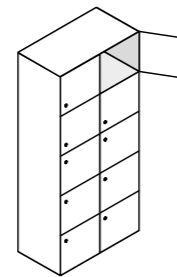
TANB428-26

L/W 800
P/D 550
H 2100



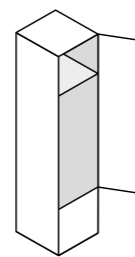
TANB325-26

L/W 400
P/D 550
H 2100



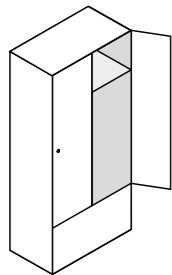
TANB4210-26

L/W 800
P/D 550
H 2100



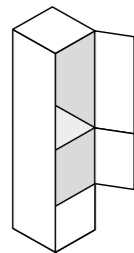
TANB34-26

L/W 400
P/D 550
H 2100



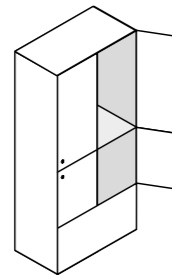
TANB44-26

L/W 800
P/D 550
H 2100



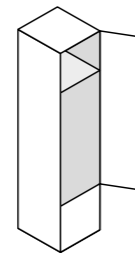
TANB35-26

L/W 400
P/D 550
H 2100



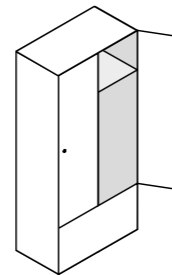
TANB45-26

L/W 800
P/D 550
H 2100



TSANB34-26

L/W 400
P/D 550
H 2100



TSANB44-26

L/W 800
P/D 550
H 2100



Virgin Active

location: Palermo, Italy
project: Studio AArchitetti Noorda Schiavon

Horizon



Horizon

Caratteristiche

- Armadietti a colonna singola e doppia, altezza totale con lo zoccolo 2170 mm
- Armadio realizzato con pannelli in MFC spessore 18 mm bordati in ABS con colla poliuretanic
- Griglie di ventilazione
- Barra appendiabiti o gancio per vano
- Piedini regolabili
- Cerniere certificate per 80.000 cicli di apertura e chiusura
- Cerniere ammortizzate
- Angolo di apertura dell'anta 155°
- Maniglia orizzontale in alluminio verniciata nero opaco
- Numero per anta in adesivo resinato con logo Fit Interiors
- Serratura lucchettabile

Opzioni

- Anta in MFC in varie finiture (vedi The Swatch Book)
- Struttura interna in due colori: grey o cashmere

Certificazioni

- FSC MIX 70% - INT-COC-001817

Opzionali su richiesta

- Portadocumenti
- Specchi
- Cestello portaoggetti
- Gruccia in plastica
- Gruccia antifurto in legno
- Presa USB
- Portascarpe
- Pannello laterale e pannello laterale con LED
- Pannello laterale curvo
- Angolo interno curvo
- Angolo esterno curvo
- Velella superiore
- Top e top con LED
- Top inclinato
- Zoccolo in tre colori: argento, nero, bianco
- Altri tipi di serratura (pag. 164)
- Altre tipologie di numero

Characteristics

- Single and double column lockers, height with skirting board 2170 mm
- Locker made from 18 mm MFC panels with ABS edging, bonded with polyurethane adhesive
- Ventilation grilles
- Coat rail or hook for each compartment
- Adjustable feet
- Hinges tested for 80,000 opening cycles
- Soft-close hinges
- Door 155° opening angle
- Horizontal handle in matt black painted aluminium
- Number made of PVC with Fit Interiors logo
- Padlock hasp provision

Options

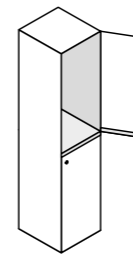
- Door in MFC panel in various finishes (see The Swatch Book)
- Internal structure in two colours: grey or cashmere

Certifications

- FSC MIX 70% - INT-COC-001817

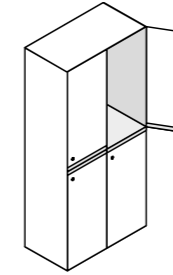
Optional upon request

- Document holder
- Mirrors
- Storage basket
- Plastic hanger
- Anti-theft wooden hanger
- USB socket
- Shoe rack
- End side panels or end side panels with LED
- End side panels rounded
- Rounded panel for internal corner
- Rounded panel for external corner
- Top valance
- Top or top with LED
- Sloping top
- Skirting board in three colours: silver, black, white
- Other types of lock (p. 164)
- Other types of number



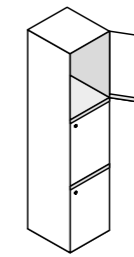
HOR32-FSC

L/W 400
P/D 550
H 2100



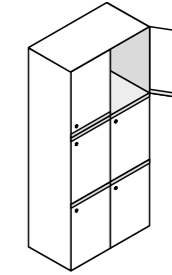
HOR42-FSC

L/W 800
P/D 550
H 2100



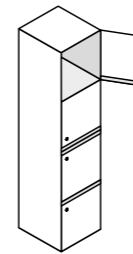
HOR323-FSC

L/W 400
P/D 550
H 2100



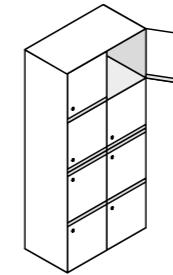
HOR426-FSC

L/W 800
P/D 550
H 2100



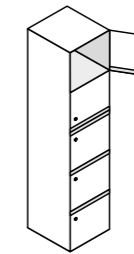
HOR324-FSC

L/W 400
P/D 550
H 2100



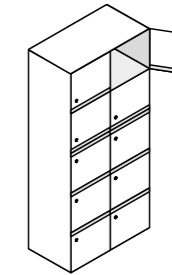
HOR428-FSC

L/W 800
P/D 550
H 2100



HOR325-FSC

L/W 400
P/D 550
H 2100




HOR4210-FSC

L/W 800
P/D 550
H 2100

Anta / Door

Finiture standard
Standard finishes



THE SWATCH BOOK

Struttura / Structure

Finiture
Finishes



D143PS30
Grey

6577ST
Cashmere

Maniglia / Handle

Alluminio
Aluminium



Matt black

Factory



The Padel Resort

location: Como, Italy
project: arch. Vito Ruscio

Factory

Caratteristiche

- Armadietti a colonna singola, altezza totale con lo zoccolo 2170 mm
- Armadio realizzato con pannelli in MFC spessore 18 mm bordati in ABS con colla poliuretanic
- Griglie di ventilazione
- Barra appendiabiti o gancio per vano
- Piedini regolabili
- Cerniere certificate per 80.000 cicli di apertura e chiusura
- Cerniere ammortizzate
- Angolo di apertura dell'anta 110°
- Anta con telaio e rete stirata in alluminio, il tutto verniciato dello stesso colore
- Targhetta in metallo con numero perforato
- Maniglia in zama finitura cromo opaco mod. HAN 01B
- Due grucce appendiabito
- Serratura lucchettabile

Opzioni

- Anta termolaccata due colori RAL: bianco e nero
- Anta termolaccata altri colori RAL (minimo 15 armadi)
- Struttura interna in due colori: grey o cashmere

Certificazioni


- FSC MIX 70% - INT-COC-001817

Opzionali su richiesta


- Gruccia antifurto in legno
- Presa USB
- Portascarpe
- Pannello laterale e pannello laterale con LED
- Pannello laterale curvo
- Angolo interno curvo
- Angolo esterno curvo
- Viletta superiore
- Top e top con LED
- Top inclinato
- Zoccolo in tre colori: argento, nero, bianco
- Altri tipi di serratura (pag. 164)

Anta in alluminio (telaio e rete) Door in aluminium (frame and mesh)

Colori Colours




Altri colori (minimo 15 armadi) Other colours (minimum order: 15 lockers)



Struttura / Structure

Finiture Finishes



Maniglia / Handle HAN 01B



Characteristics

- Single column lockers, height with skirting board 2170 mm
- Locker made from 18 mm MFC panels with ABS edging, bonded with polyurethane adhesive
- Ventilation grilles
- Coat rail or hook for each compartment
- Adjustable feet
- Hinges tested for 80,000 opening cycles
- Soft-close hinges
- Door 110° opening angle
- Door with frame and expanded mesh in aluminium, painted in the same color
- Perforated number on a stainless steel plate
- Zamak handle in matt chrome mod. HAN 01B
- Two coat hangers
- Padlock hasp provision

Options

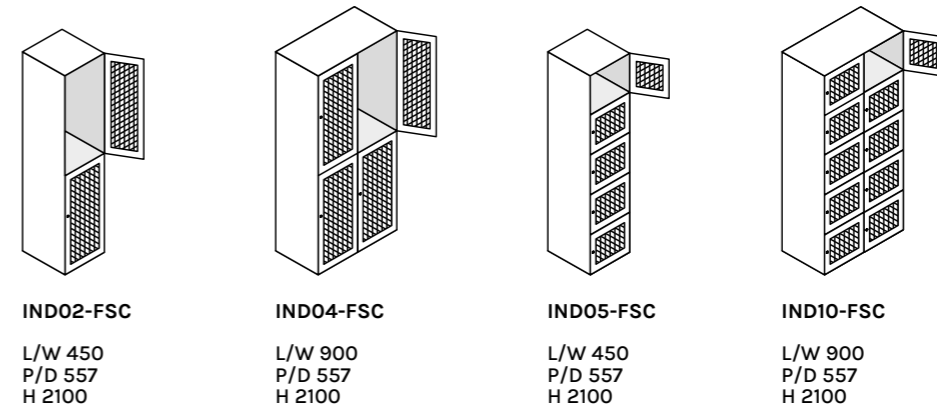
- Door powder coated in two RAL colours: white and black
- Door powder coated in others RAL colours (15 lockers minimum)
- Internal structure in two colours: grey or cashmere

Certifications

- FSC MIX 70% - INT-COC-001817

Optional upon request

- Anti-theft wooden hanger
- USB socket
- Shoe rack
- End side panels or end side panels with LED
- End side panels rounded
- Rounded panel for internal corner
- Rounded panel for external corner
- Top valance
- Top or top with LED
- Sloping top
- Skirting board in three colours: silver, black, white
- Other types of lock (p. 164)



IND02-FSC

L/W 450
P/D 557
H 2100

IND04-FSC

L/W 900
P/D 557
H 2100

IND05-FSC

L/W 450
P/D 557
H 2100

IND10-FSC

L/W 900
P/D 557
H 2100



Trib3

location: Bristol, United Kingdom
project: Ana Belèn Melero

Futura wood

> arch. Franco Scaglia



reddot winner 2024



Palmarès Devur Club

location: Bari, Italy
project: Fit Interiors

Futura wood

Caratteristiche

- Armadietti a colonna singola e doppia, altezza totale con lo zoccolo 2170 mm
- Struttura in pannelli MFC spessore 18 mm, colore nero
- Bordatura in ABS con colla poliuretanic
- Anta in MDF e legno a doghe
- Griglie di ventilazione
- Barra appendiabiti ovale cromata
- Due grucce appendiabito di legno
- Piedini regolabili
- Cerniere certificate per 80.000 cicli di apertura e chiusura
- Cerniere ammortizzate
- Angolo di apertura dell'anta 155°
- Maniglia in alluminio verniciato, colore nero
- Numero in plexiglas spessore 10 mm a tre cifre
- Serratura a chiave (con 2 chiavi + braccialetto portachiave numerato)

Opzionali su richiesta

- Portadocumenti
- Specchi
- Cestello portaoggetti
- Presa USB
- Portascarpe
- Pannello laterale
- Veletta superiore
- Zoccolo in tre colori: argento, nero, bianco
- Altri tipi di serratura (pag. 164)

Characteristics

- Single and double column cabinets, height with skirting board 2170 mm
- Structure in 18 mm thick MFC panels, black colour
- ABS edging bonded with polyurethane adhesive
- MDF door and slatted wood
- Ventilation grilles
- Chrome-plated oval clothes rail
- Two wooden coat hangers
- Adjustable feet
- Hinges tested for 80,000 opening cycles
- Soft-close hinges
- Door 155° opening angle
- Black painted aluminium handle
- Plexiglass number 10 mm thick with three digits
- Key lock (with 2 keys + numbered keychain bracelet)

Optional upon request

- Document holder
- Mirrors
- Storage basket
- USB jack
- Shoe rack
- Side panel
- Top valance
- Skirting board in three colours: silver, black, white
- Other types of lock (p. 164)

Anta / Door

Legno a doghe
Slatted wood



Brown

Struttura / Structure

Finiture
Finishes



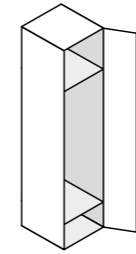
Matt Black Wax

Maniglia / Handle

Alluminio
Aluminium

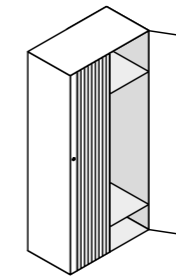


Black



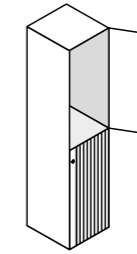
FUTWOOD31-23

L/W 450
P/D 557
H 2100



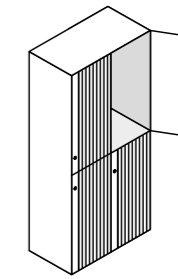
FUTWOOD41-23

L/W 900
P/D 557
H 2100



FUTWOOD32-23

L/W 450
P/D 557
H 2100




FUTWOOD42-23

L/W 900
P/D 557
H 2100







Roots Training Club

location: Turin, Italy
project: Studio Teghille & Zaniboni

Futura

Caratteristiche

- Armadietti a colonna singola e doppia, altezza totale con lo zoccolo 2170 mm
- Struttura e ante in pannelli MFC spessore 18 mm
- Bordatura in ABS con colla poliuretanic
- Griglie di ventilazione
- Barra appendiabiti ovale cromata
- Due grucce appendiabito
- Piedini regolabili
- Cerniere certificate per 80.000 cicli di apertura e chiusura
- Cerniere ammortizzate
- Angolo di apertura dell'anta 155°
- Maniglia in alluminio verniciato, colore nero
- Numero in plexiglas spessore 10 mm a tre cifre
- Serratura a chiave (con 2 chiavi + braccialetto portachiave numerato)

Opzioni

- Anta in MFC in varie finiture (vedi The Swatch Book)
- Struttura interna in due colori: grey o cashmere

Certificazioni

- FSC MIX 70% - INT-COC-001817

Opzionali su richiesta

- Portadocumenti
- Specchi
- Cestello portaoggetti
- Presa USB
- Portascarpe
- Pannello laterale
- Veletta superiore
- Zoccolo in tre colori: argento, nero, bianco
- Altri tipi di serratura (pag. 164)

Characteristics

- Single and double column cabinets, height with skirting board 2170 mm
- Structure and doors in 18 mm thick MFC panels
- ABS edging bonded with polyurethane adhesive
- Ventilation grilles
- Chrome-plated oval clothes rail
- Two coat hangers
- Adjustable feet
- Hinges tested for 80,000 opening cycles
- Soft-close hinges
- Door 155° opening angle
- Black painted aluminium handle
- Plexiglass number 10 mm thick with three digits
- Key lock (with 2 keys + numbered keychain bracelet)

Options

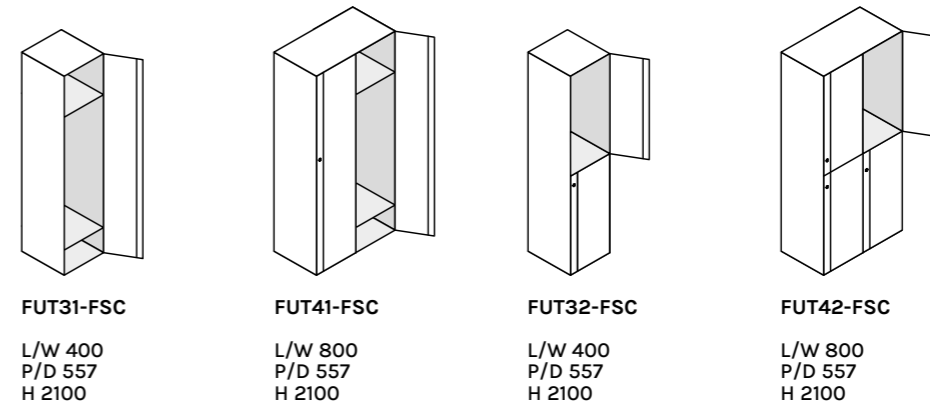
- MFC door in various finishes (see the Swatch Book)
- Internal structure in two colours: Grey or Cashmere

Certifications

- FSC MIX 70% - INT-COC-001817

Optional upon request

- Document holder
- Mirrors
- Storage basket
- USB jack
- Shoe rack
- Side panel
- Top valance
- Skirting board in three colours: silver, black, white
- Other types of lock (p. 164)




Anta / Door

Finiture standard
Standard finishes



Struttura / Structure

Finiture
Finishes



Maniglia / Handle

Alluminio
Aluminium



Virgin Active

location: Bolzano, Italy
project: arch. Franco Scaglia





1Rebel

location: Riyadh, Saudi Arabia
project: arch. Bilal Fayoumi/KSA, Shed Design/UK

Caratteristiche

- Armadietti a colonna singola e doppia, altezza totale con lo zoccolo 2170 mm
- Armadio realizzato con pannelli in MFC spessore 18 mm bordati in ABS con colla poliuretanica
- Griglie di ventilazione
- Barra appendiabiti o gancio per vano
- Piedini regolabili
- Cerniere certificate per 80.000 cicli di apertura e chiusura
- Cerniere ammortizzate
- Angolo di apertura dell'anta 155°
- Piastrina in metallo (con adesivo sul retro) con numero e logo Fit Interiors, per anta
- Serratura lucchettabile
- Struttura interna colore nero

Opzioni

- Anta in MFC con finiture in laminato metallico

Opzionali su richiesta

- Portadocumenti
- Specchi
- Cestello portaoggetti
- Gruccia in plastica
- Gruccia antifurto in legno
- Presa USB
- Portascarpe
- Pannello laterale
- Velella superiore
- Zoccolo in tre colori: argento, nero, bianco
- Altri tipi di serratura (pag. 164)
- Maniglie a scelta tra tutte le tipologie
- Altre tipologie di numero

Characteristics

- Single and double column cabinets, height with skirting board 2170 mm
- Structure and doors in 18 mm thick MFC panels, ABS edging bonded with polyurethane adhesive
- Ventilation grilles
- Bar for coat hangers or hook, for each compartment
- Adjustable feet
- Hinges tested for 80,000 opening cycles
- Soft-close hinges
- Door 155° opening angle
- Steel plate engraved with Fit Interiors logo
- Padlock
- Internal structure in black color

Options

- MFC door in metal laminate finishes

Optional upon request

- Document holder
- Mirrors
- Storage basket
- Plastic hanger
- Anti-thief wooden hanger
- USB jack
- Shoe rack
- Side panel
- Top valance
- Skirting board in three colours: silver, black, white
- Other types of lock (p. 164)
- Handles to choose from all types
- Other types of numbering

Anta / Door

Finiture metallo
Metal finishes



454 Rose gold M4522 Stainless steel M2052 Copper

Struttura / Structure

Finiture
Finishes



Matt Black Wax

Maniglia / Handle

Lista pag. 162 / List p. 162



Jump Training Suite

location: Bari, Italy
project: Giovanni Pesce studiodesign

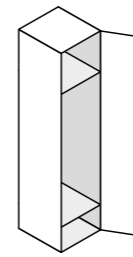


Next



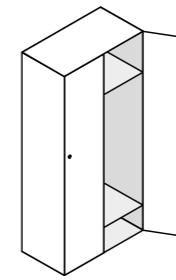
Darsena del Sale SPA

location: Cervia, Italy
project: Fit Interiors



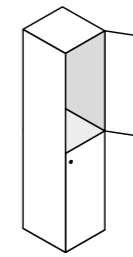
NEXT31-23

L/W 400
P/D 550
H 2100



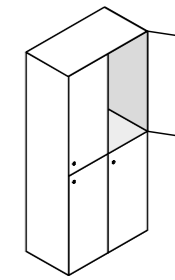
NEXT41-23

L/W 800
P/D 550
H 2100



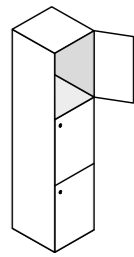
NEXT32-23

L/W 400
P/D 550
H 2100



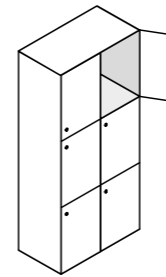
NEXT42-23

L/W 800
P/D 550
H 2100



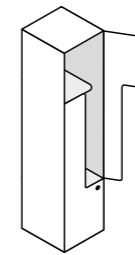
NEXT323-23

L/W 400
P/D 550
H 2100



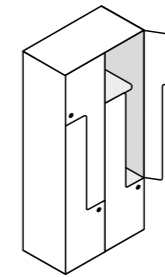
NEXT426-23

L/W 800
P/D 550
H 2100



NEXT39-23


L/W 400
P/D 550
H 2100



NEXT49-23

L/W 800
P/D 550
H 2100

Etoile



Optimo

location: Riyadh, Saudi Arabia
project: arch. Bilal Fayoumi

Etoile

Caratteristiche

- Armadietti a colonna singola e doppia, altezza totale con lo zoccolo 2170 mm
- Armadio realizzato con pannelli in MFC spessore 18 mm bordati in ABS con colla poliuretanic
- Griglie di ventilazione
- Barra per appendiabiti o gancio per vano
- Piedini regolabili
- Cerniere certificate per 80.000 cicli di apertura e chiusura
- Cerniere ammortizzate
- Anta composta da un pannello in MFC accoppiato con piano in vetro retro verniciato
- Angolo di apertura dell'anta 110°
- Pomolo in zama cromo lucido mod. HAN 02
- Numero per anta stampato interno vetro
- Serratura lucchettabile

Opzioni

- Vetro in vari colori (vedi The Swatch Book)
- Struttura interna in due colori: grey o cashmere

Certificazioni

- FSC MIX 70% - INT-COC-001817

Opzionali su richiesta

- Portadocumenti
- Specchi
- Cestello portaoggetti
- Gruccia in plastica
- Gruccia antifurto in legno
- Presa USB
- Portascarpe
- Pannello laterale e pannello laterale con LED
- Pannello laterale curvo
- Angolo interno curvo
- Angolo esterno curvo
- Veletta superiore
- Top e top con LED
- Top inclinato
- Zoccolo in tre colori: argento, nero, bianco
- Altri tipi di serratura (pag. 164)

Characteristics

- Single and double column lockers, height with skirting board 2170 mm
- Locker made from 18 mm MFC panels with ABS edging, bonded with polyurethane adhesive
- Ventilation grilles
- Coat rail or hook for each compartment
- Adjustable feet
- Hinges tested for 80,000 opening cycles
- Soft-close hinges
- Door composed of an MFC panel coupled with a backpainted glass top
- Door 110° opening angle
- Knob in polished chrome zamak mod. HAN 02
- Number for door printed inside the glass
- Padlock hasp provision

Options

- Glass in various colours (see The Swatch Book)
- Internal structure in two colours: grey or cashmere

Certifications

- FSC MIX 70% - INT-COC-001817

Optional upon request

- Document holder
- Mirrors
- Storage basket
- Plastic hanger
- Anti-theft wooden hanger
- USB socket
- Shoe rack
- End side panels or end side panels with LED
- End side panels rounded
- Rounded panel for internal corner
- Rounded panel for external corner
- Top valance
- Top or top with LED
- Sloping top
- Skirting board in three colours: silver, black, white
- Other types of lock (p. 164)

Anta / Door

Colori vetro
Glass colours



THE SWATCH BOOK

Struttura / Structure

Finiture
Finishes



D143PS30
Grey



6577ST
Cashmere

Maniglia / Handle

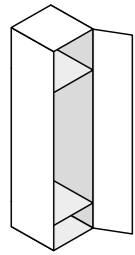
HAN 02



Aquatonic

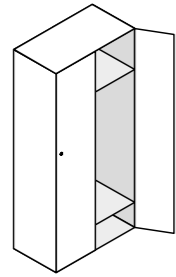
location: Montevrain, France
project: Fit Interiors

Etoile



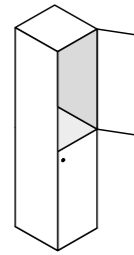
VANB31-FSC

L/W 400
P/D 555
H 2100



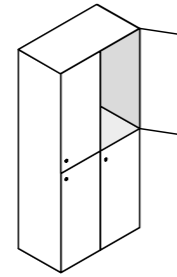
VANB41-FSC

L/W 800
P/D 555
H 2100



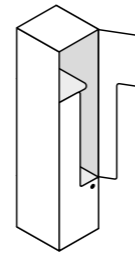
VANB32-FSC

L/W 400
P/D 555
H 2100



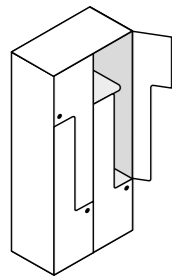
VANB42-FSC

L/W 800
P/D 555
H 2100



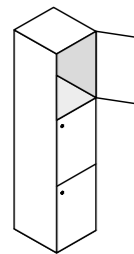
VANB39-FSC

L/W 400
P/D 555
H 2100



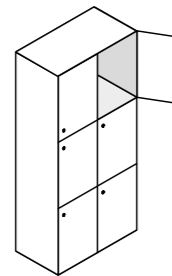
VANB49-FSC

L/W 800
P/D 555
H 2100



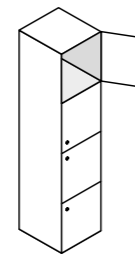
VANB323-FSC

L/W 400
P/D 555
H 2100



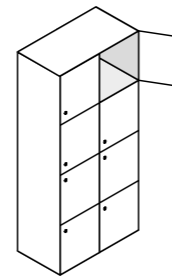
VANB426-FSC

L/W 800
P/D 555
H 2100



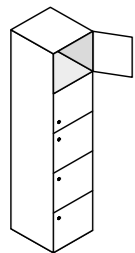
VANB324-FSC

L/W 400
P/D 555
H 2100



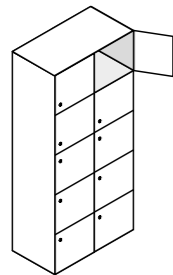
VANB428-FSC

L/W 800
P/D 555
H 2100



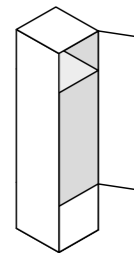
VANB325-FSC

L/W 400
P/D 555
H 2100



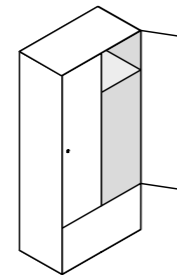
VANB4210-FSC

L/W 800
P/D 555
H 2100



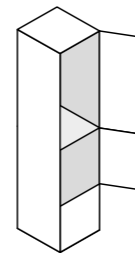
VANB34-FSC

L/W 400
P/D 555
H 2100



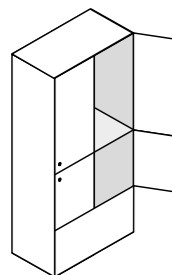
VANB44-FSC

L/W 800
P/D 555
H 2100



VANB35-FSC

L/W 400
P/D 555
H 2100



VANB45-FSC

L/W 800
P/D 555
H 2100



L'Usine

location: Bruxelles, Belgium
project: Actech / Fit Interiors

Norma



Elevate

location: Peterborough, United Kingdom

Norma

Caratteristiche generali

- Armadietti a colonna singola, doppia e tripla, altezza totale con lo zoccolo 2170 mm
- Armadio realizzato con pannelli in MFC spessore 18 mm bordati in ABS con colla poliuretanic
- Griglie di ventilazione
- Barra per appendiabiti o gancio per vano
- Piedini regolabili
- Cerniere certificate per 80.000 cicli di apertura e chiusura
- Cerniere ammortizzate
- Angolo di apertura dell'anta 155°
- Numero per anta in adesivo resinato con logo Fit Interiors
- Serratura lucchettabile

Opzioni

- Anta in MFC in varie finiture (vedi The Swatch Book)
- Struttura interna in due colori: grey o cashmere

Certificazioni

- FSC MIX 70% - INT-COC-001817

Opzionali su richiesta

- Portadocumenti
- Specchi
- Cestello portaoggetti
- Gruccia in plastica
- Gruccia antifurto in legno
- Presa USB
- Portascarpe
- Pannello laterale e pannello laterale con LED
- Pannello laterale curvo
- Angolo interno curvo
- Angolo esterno curvo
- Vetta superiore
- Top e top con LED
- Top inclinato
- Zoccolo in tre colori: argento, nero, bianco
- Altri tipi di serratura (pag. 164)
- Maniglie a scelta tra tutte le tipologie
- Altre tipologie di numero

Characteristics

- Single, double and triple column lockers, height with skirting board 2170 mm
- Locker made from 18 mm MFC panels with ABS edging, bonded with polyurethane adhesive
- Ventilation grilles
- Coat rail or hook for each compartment
- Adjustable feet
- Hinges tested for 80,000 opening cycles
- Soft-close hinges
- Door 155° opening angle
- Number made of PVC with Fit Interiors logo
- Padlock hasp provision

Options

- Door in MFC panel in various finishes (see The Swatch Book)
- Internal structure in two colours: grey or cashmere

Certifications

- FSC MIX 70% - INT-COC-001817

Optional upon request

- Document holder
- Mirrors
- Storage basket
- Plastic hanger
- Anti-theft wooden hanger
- USB socket
- Shoe rack
- End side panels or end side panels with LED
- End side panels rounded
- Rounded panel for internal corner
- Rounded panel for external corner
- Top valance
- Top or top with LED
- Sloping top
- Skirting board in three colours: silver, black, white
- Other types of lock (p. 164)
- Handles to choose from all types
- Other types of number

Anta / Door

Finiture standard
Standard finishes



THE SWATCH BOOK

Struttura / Structure

Finiture
Finishes




D143PS30
Grey



6577ST
Cashmere

Maniglia / Handle

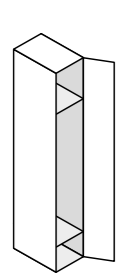
Lista pag. 162 / List p. 162



One Training

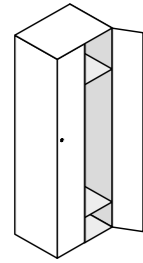
location: Rotkreuz, Switzerland
project: Fit Interiors

Norma



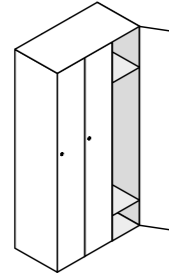
ANB301-FSC

L/W 300
P/D 550
H 2100



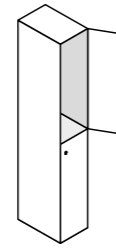
ANB601-FSC

L/W 600
P/D 550
H 2100



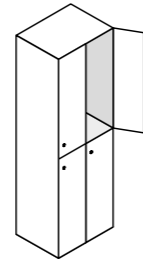
ANB901-FSC

L/W 900
P/D 550
H 2100



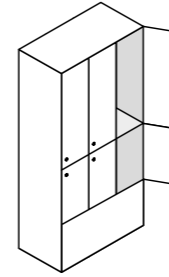
ANB30-FSC

L/W 300
P/D 550
H 2100



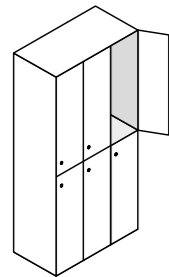
ANB60-FSC

L/W 600
P/D 550
H 2100



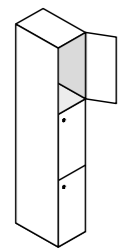
SANB9025-FSC

L/W 900
P/D 550
H 2100



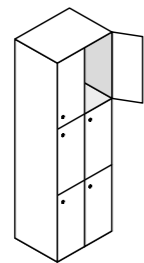
ANB90-FSC

L/W 900
P/D 550
H 2100



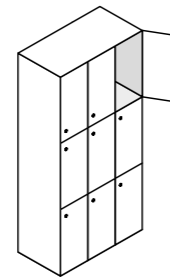
ANB33-FSC

L/W 300
P/D 550
H 2100



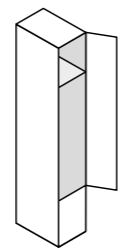
ANB63-FSC

L/W 600
P/D 550
H 2100



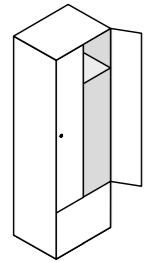
ANB93-FSC

L/W 900
P/D 550
H 2100



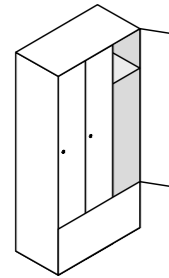
ANB3015-FSC

L/W 300
P/D 550
H 2100



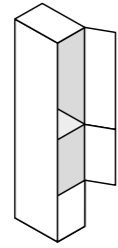
ANB6015-FSC

L/W 600
P/D 550
H 2100



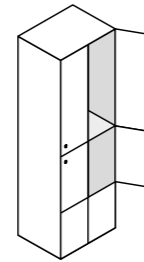
ANB9015-FSC

L/W 900
P/D 550
H 2100



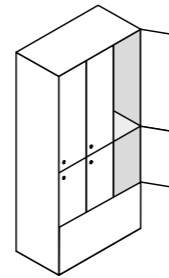
ANB3025-FSC

L/W 300
P/D 550
H 2100



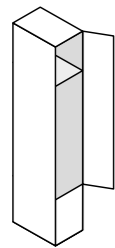
ANB6025-FSC

L/W 600
P/D 550
H 2100



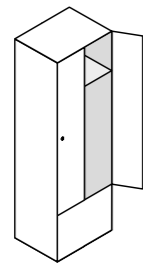
ANB9025-FSC

L/W 900
P/D 550
H 2100



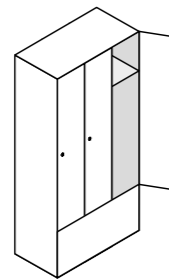
SANB3015-FSC

L/W 300
P/D 550
H 2100



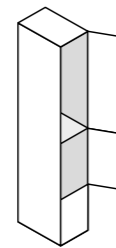
SANB6015-FSC

L/W 600
P/D 550
H 2100



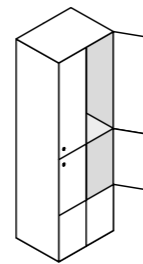
SANB9015-FSC

L/W 900
P/D 550
H 2100



SANB3025-FSC

L/W 300
P/D 550
H 2100



SANB6025-FSC

L/W 600
P/D 550
H 2100

PRODOTTO DI SERIE PERSONALIZZATO / PERSONALIZED INDUSTRIAL PRODUCT



On Air

location: Chilly-Mazarin, France
project: Fit Interiors



Bibliothèque Nationale de France

location: Paris, France
project: arch. Jerome Besse

Caratteristiche

- Struttura in pannelli MFC spessore 18 mm
- Bordatura in ABS con colla poliuretanica
- Ante in policarbonato trasparente spessore 15 mm
- Piedini regolabili
- Cerniere certificate per 80.000 cicli di apertura e chiusura
- Cerniere ammortizzate
- Angolo di apertura dell'anta 155°
- Numero per anta in adesivo resinato con logo Fit Interiors
- Serratura a chiave (con 2 chiavi + braccialetto portachiave numerato)

Opzioni

- Struttura interna in due colori: bianco e nero
- LED IP20 con canalina, alimentatore 24Vdc 50W

Colore luce a scelta:

- (C) 6000 K luce fredda
- (N) 4000 K luce naturale
- (W) 3000 K luce naturale

- Struttura in MFC spessore 18 mm, classe di infiammabilità e ritardante la prorogazione della fiamma B-s1, d0 (EN 13501-1)

Opzionali su richiesta

- Presa USB
- Portascarpe
- Pannello laterale e pannello laterale con LED
- Pannello laterale curvo
- Angolo interno curvo
- Angolo esterno curvo
- Veletta superiore
- Top e top con LED
- Top inclinato
- Zoccolo in tre colori: argento, nero, bianco
- Altri tipi di serratura (pag. 164)
- Maniglia a scelta tra tutte le tipologie
- Altre tipologie di numero adesivo

Characteristics

- Structure in 18 mm thick MFC panels
- ABS edging bonded with polyurethane adhesive
- 15 mm thick transparent polycarbonate doors
- Adjustable feet
- Hinges certified for 80,000 opening and closing cycles
- Soft-close hinges
- 155° door opening angle
- Door number in resin-coated adhesive with Fit Interiors logo
- Key locks (supplied with 2 keys + numbered wristband)

Options

- Internal structure in two colours: white and black
- IP20 LED with trunking, 24Vdc 50W power supply

Choice of light colour:

- (C) 6000 K cold light / 4.8W per metre, 24 V
- (N) 4000 K natural light / 4.8W per metre, 24 V
- (W) 3000 K warm light / 4.8W per metre, 24 V


- Structure in 18 mm thick MFC, flame retardant and flammability class B-s1, d0 (EN 13501-1)

Optional upon request

- USB socket
- Shoe rack
- Side panel and side panel with LED
- Curved side panel
- Curved inside corner
- Curved outer corner
- Top flap
- Top and top with LED
- Slope top
- Skirting board in three colours: silver, black, white
- Other types of lock (p. 164)
- Choice of all handle types
- Other types of adhesive numbers

Anta / Door

Policarbonato
Polycarbonate



Trasparente
Transparent

Struttura / Structure

Finiture
Finishes



Matt black wax White wax

Maniglia / Handle

Lista pag. 162 / List p. 162

Struttura ignifuga/ Fire retardant structure

Finiture
Finishes



Matt black wax White wax



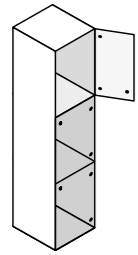
Maison Européenne de la Photographie

location: Paris, France

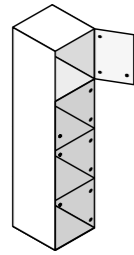


Collective

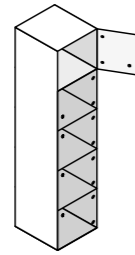
Collective FR (struttura ignifuga / fire retardant structure)



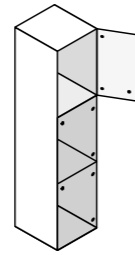
CANB453
L/W 450
P/D 547
H 2100



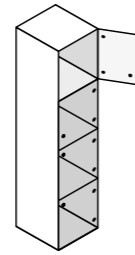
CANB454
L/W 450
P/D 547
H 2100



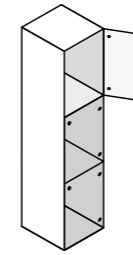
CANB455
L/W 450
P/D 547
H 2100



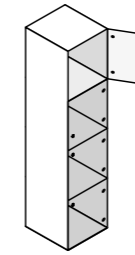
CANB453-24V
L/W 450
P/D 547
H 2100



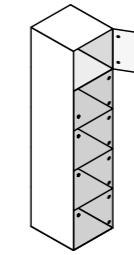
CANB454-24V
L/W 450
P/D 547
H 2100



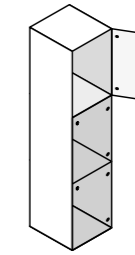
CANB453FR
L/W 450
P/D 547
H 2100



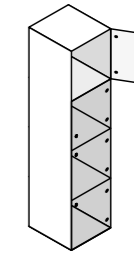
CANB454FR
L/W 450
P/D 547
H 2100



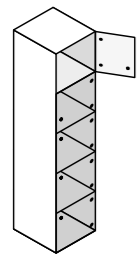
CANB455FR
L/W 450
P/D 547
H 2100



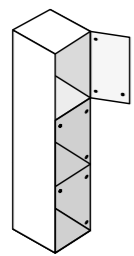
CANB453FR-24V
L/W 450
P/D 547
H 2100



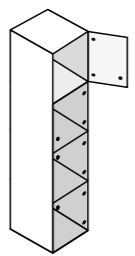
CANB454FR-24V
L/W 450
P/D 547
H 2100



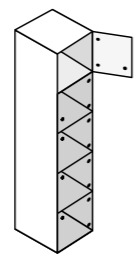
CANB455-24V
L/W 450
P/D 547
H 2100



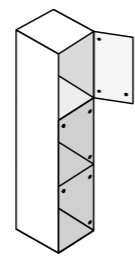
CANB403
L/W 400
P/D 547
H 2100



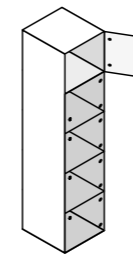
CANB404
L/W 400
P/D 547
H 2100



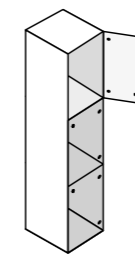
CANB405
L/W 400
P/D 547
H 2100



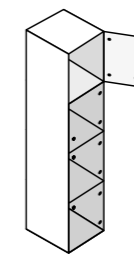
CANB403-24V
L/W 400
P/D 547
H 2100



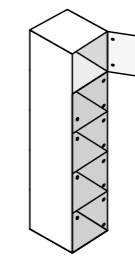
CANB455FR-24V
L/W 450
P/D 547
H 2100



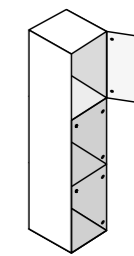
CANB403FR
L/W 400
P/D 547
H 2100



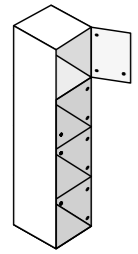
CANB404FR
L/W 400
P/D 547
H 2100



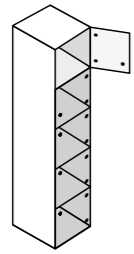
CANB405FR
L/W 400
P/D 547
H 2100



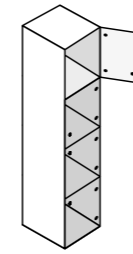
CANB403FR-24V
L/W 400
P/D 547
H 2100



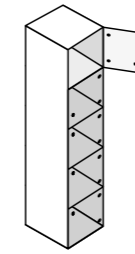
CANB404-24V
L/W 400
P/D 547
H 2100



CANB405-24V
L/W 400
P/D 547
H 2100



CANB404FR-24V
L/W 400
P/D 547
H 2100



CANB405FR-24V
L/W 400
P/D 547
H 2100



Gianvito Rossi

location: Cesena, Italy
project: Fit Interiors

Division

Caratteristiche

- Armadietti a colonna singola e doppia, altezza totale con lo zoccolo 2170 mm
- Armadio realizzato con pannelli in MFC spessore 18 mm bordati in ABS con colla poliuretanic
- Griglie di ventilazione
- Barra per appendiabiti o gancio per vano
- Piedini regolabili
- Cerniere certificate per 80.000 cicli di apertura e chiusura
- Cerniere ammortizzate
- Angolo di apertura dell'anta 155°
- Targhetta portanome
- Maniglia a ponte
- Serratura a chiave (con 2 chiavi + braccialetto portachiave numerato)

Opzioni

- Anta in MFC in varie finiture (vedi The Swatch Book)
- Struttura interna in due colori: grey o cashmere

Certificazioni

- FSC MIX 70% - INT-COC-001817

Opzionali su richiesta

- Portadocumenti
- Specchi
- Cestello portaoggetti
- Gruccia in plastica (solo per armadi profondità 550 mm)
- Gruccia antifurto in legno (solo per armadi profondità 550 mm)
- Presa USB
- Portascarpe
- Pannello laterale e pannello laterale con LED
- Pannello laterale curvo
- Angolo interno curvo
- Angolo esterno curvo
- Veletta superiore
- Top e top con LED
- Top inclinato
- Zoccolo in tre colori: argento, nero, bianco
- Altri tipi di serratura (pag. 164)

Characteristics

- Single and double column lockers, height with skirting board 2170 mm
- Locker made from 18 mm MFC panels with ABS edging, bonded with polyurethane adhesive
- Ventilation grilles
- Coat rail or hook for each compartment
- Adjustable feet
- Hinges tested for 80,000 opening cycles
- Soft-close hinges
- Door 155° opening angle
- Locker nameplate
- Bridge handle
- Key locks (supplied with 2 keys + numbered wristband)

Optional


- Door in MFC panel in various finishes (see The Swatch Book)
- Internal structure in two colours: grey or cashmere

Certifications

- FSC MIX 70% - INT-COC-001817

Optional upon request

- Document holder
- Mirrors
- Storage basket
- Plastic hanger (only for lockers depth 550 mm)
- Anti-theft wooden hanger (only for lockers depth 550 mm)
- USB socket
- Shoe rack
- End side panels or end side panels with LED
- End side panels rounded
- Rounded panel for internal corner
- Rounded panel for external corner
- Top valance
- Top or top with LED
- Sloping top
- Skirting board in three colours: silver, black, white
- Other types of lock (p. 164)



Hotel Hassler

location: Rome, Italy
project: mp2a Architetti Associati

Anta / Door

Finiture standard
Standard finishes



THE SWATCH BOOK

Struttura / Structure

Finiture
Finishes



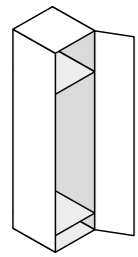
D143PS30
Grey

6577ST
Cashmere

Maniglia / Handle

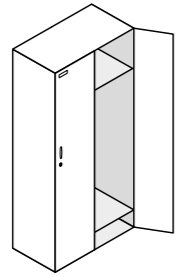


Division



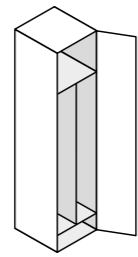
BANB31-FSC

L/W 400
P/D 550
H 2100



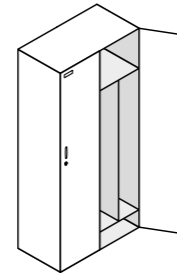
BANB41-FSC

L/W 800
P/D 550
H 2100



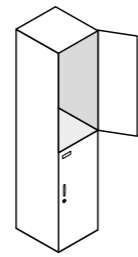
BANB33-FSC

L/W 400
P/D 550
H 2100



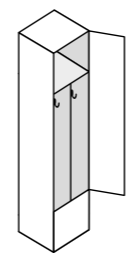
BANB43-FSC

L/W 800
P/D 550
H 2100



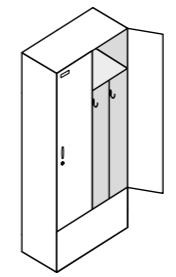
BANB32-FSC

L/W 400
P/D 550
H 2100



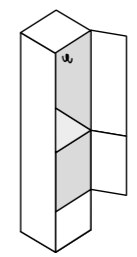
BANB56-FSC

L/W 360
P/D 370
H 2100



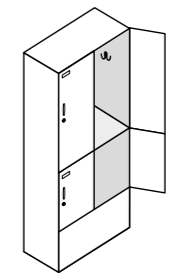
BANB76-FSC

L/W 720
P/D 370
H 2100



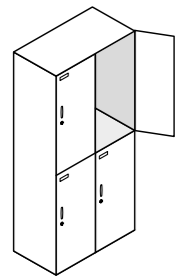
BANB55-FSC

L/W 360
P/D 370
H 2100



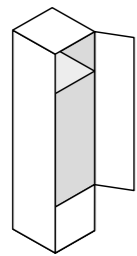
BANB75-FSC

L/W 720
P/D 370
H 2100



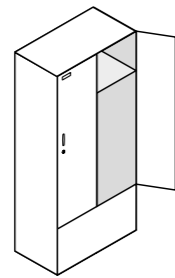
BANB42-FSC

L/W 800
P/D 550
H 2100



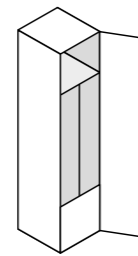
BANB34-FSC

L/W 400
P/D 550
H 2100



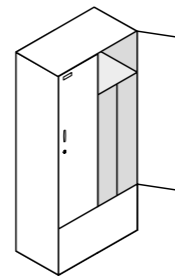
BANB44-FSC

L/W 800
P/D 550
H 2100



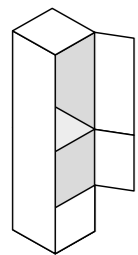
BANB36-FSC

L/W 400
P/D 550
H 2100



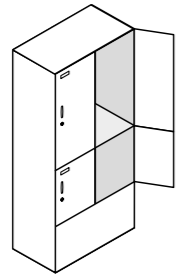
BANB46-FSC

L/W 800
P/D 550
H 2100



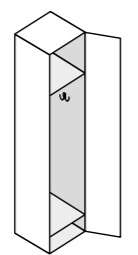
BANB35-FSC

L/W 400
P/D 550
H 2100



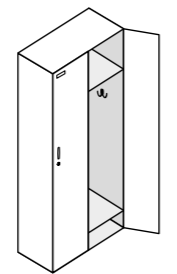
BANB45-FSC

L/W 800
P/D 550
H 2100



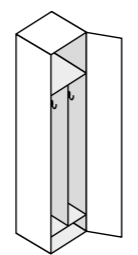
BANB51-FSC

L/W 360
P/D 370
H 2100



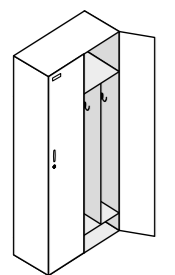
BANB71-FSC

L/W 720
P/D 370
H 2100



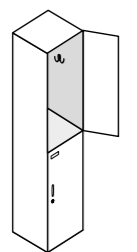
BANB53-FSC

L/W 360
P/D 370
H 2100



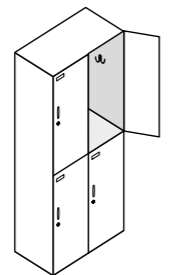
BANB73-FSC

L/W 720
P/D 370
H 2100



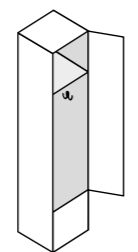
BANB52-FSC

L/W 360
P/D 370
H 2100



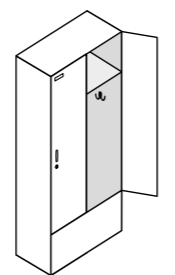
BANB72-FSC

L/W 720
P/D 370
H 2100



BANB54-FSC

L/W 360
P/D 370
H 2100



BANB74-FSC

L/W 720
P/D 370
H 2100



Starpool

location: Trento, Italy
project: Fit Interiors



Master



Institution Immaculée Conception

location: Laval, France

Master

Caratteristiche

- Armadietti a colonna singola, doppia e tripla, altezza totale con lo zoccolo 1970 mm oppure 1135 mm
- Armadio realizzato con pannelli in MFC spessore 18 mm bordati in ABS con colla poliuretanicca
- Griglie di ventilazione
- Piedini regolabili
- Cerniere certificate per 80.000 cicli di apertura e chiusura
- Cerniere ammortizzate
- Angolo di apertura dell'anta 155°
- Numero adesivo con logo Fit Interiors
- Serratura a chiave (con 2 chiavi + braccialetto portachiave numerato)

Opzioni

- Anta in MFC in varie finiture (vedi Swatch Book)
- Struttura interna in due colori: grey o cashmere

Certificazioni

- FSC MIX 70% - INT-COC-001817

Opzionali su richiesta

- Portadocumenti
- Cestello portaoggetti
- Presa USB
- Targhetta portanome
- Zoccolo in tre colori: argento, nero, bianco
- Altri tipi di serratura (pag. 164)
- Maniglie a scelta tra tutte le tipologie

Characteristics

- Single, double and triple column lockers, height with skirting board 1970 mm or 1135 mm
- Locker made from 18 mm MFC panels with ABS edging, bonded with polyurethane adhesive
- Ventilation grilles
- Adjustable feet
- Hinges tested for 80,000 opening cycles
- Soft-close hinges
- Door 155° opening angle
- Number made of PVC with Fit Interiors logo
- Key locks (supplied with 2 keys + numbered wristband)

Optional

- Door in MFC panel in various finishes (see The Swatch Book)
- Internal structure in two colours: grey or cashmere

Certifications

- FSC MIX 70% - INT-COC-001817

Optional upon request

- Document holder
- Storage basket
- USB socket
- Locker nameplate
- Skirting board in three colours: silver, black, white
- Other types of lock (p. 164)
- Handles to choose from all types


Anta / Door

Finiture standard
Standard finishes



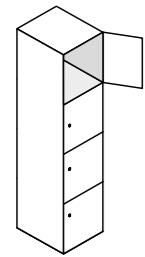
Struttura / Structure

Finiture
Finishes



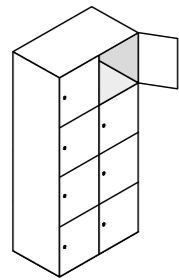
Maniglia / Handle

Lista pag. 162 / List p. 162



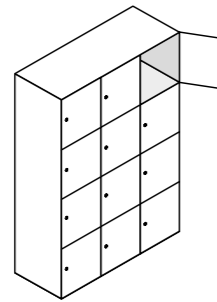
MAS4S-FSC

L/W 350
P/D 550
H 1900



MAS4D-FSC

L/W 700
P/D 550
H 1900



MAS4T-FSC

L/W 1050
P/D 550
H 1900



Master kid



Caratteristiche

- Armadietti a colonna singola, doppia e tripla, altezza totale con lo zoccolo 1970 mm oppure 1135 mm
- Armadio realizzato con pannelli in MFC spessore 18 mm bordati in ABS con colla poliuretano
- Griglie di ventilazione
- Gancio appendiabiti
- Piedini regolabili
- Cerniere certificate per 80.000 cicli di apertura e chiusura
- Cerniere ammortizzate
- Angolo di apertura dell'anta 155°
- Numero adesivo con logo Fit Interiors
- Maniglia a ponte, senza serratura

Opzioni

- Anta in MFC in varie finiture (vedi Swatch Book)
- Struttura interna in due colori: grey o cashmere

Certificazioni

- FSC MIX 70% - INT-COC-001817

Opzionali su richiesta

- Portadocumenti
- Cestello portaoggetti
- Presa USB
- Targhetta portanome
- Zoccolo in tre colori: argento, nero, bianco
- Altri tipi di serratura (pag. 164)
- Maniglie a scelta tra tutte le tipologie

Characteristics

- Single, double and triple column lockers, height with skirting board 1970 mm or 1135 mm
- Locker made from 18 mm MFC panels with ABS edging, bonded with polyurethane adhesive
- Ventilation grilles
- Coat hook
- Adjustable feet
- Hinges tested for 80,000 opening cycles
- Soft-close hinges
- Door 155° opening angle
- Number made of PVC with Fit Interiors logo
- Bridge handle, without locking system

Optional

- Door in MFC panel in various finishes (see The Swatch Book)
- Internal structure in two colours: grey or cashmere

Certifications

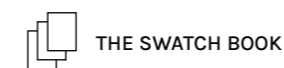
- FSC MIX 70% - INT-COC-001817

Optional upon request

- Document holder
- Storage basket
- USB socket
- Locker nameplate
- Skirting board in three colours: silver, black, white
- Other types of lock (p. 164)
- Handles to choose from all types


Anta / Door

Finiture standard
Standard finishes

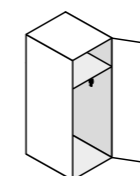


Struttura / Structure

Finiture
Finishes

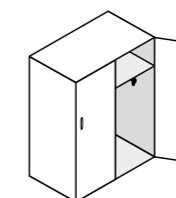


Maniglia / Handle



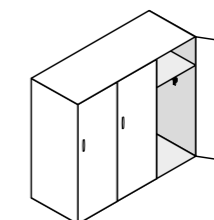
MASKID1-FSC

L/W 350
P/D 550
H 1065



MASKID2-FSC

L/W 700
P/D 550
H 1065



MASKID3-FSC

L/W 1050
P/D 550
H 1065



Oxygen

location: Kuwait City, Kuwait
project: Fit Interiors

Athena

Sistema formato da armadi a colonna e da pensili a muro, portacaschi o portavalori

Dimensioni

- Singola colonna:
L 410 mm / P 382 mm / H 1624 mm
L 993 mm / P 250 mm / H 603 mm
L 1108 mm / P 270-290 mm / H 238 mm

Caratteristiche

- Armadio realizzato con pannelli in MFC spessore 18 mm bordati in ABS con colla poliuretana
- Cerniere certificate per 80.000 cicli di apertura e chiusura
- Angolo di apertura dell'anta 110°
- Numero per anta in adesivo resinato con logo Fit Interiors
- Serratura lucchettabile

Opzioni

- Struttura nelle varie finiture (vedi The Swatch Book)
- Anta in MFC nelle varie finiture (vedi The Swatch Book) o plexiglass trasparente
- Due modelli specifici con ricarica smartphone (1 dispositivo per vano) - Cavo e trasformatore inclusi

Certificazioni

- FSC MIX 70% - INT-COC-001817

Opzionali su richiesta

- Altri tipi di serratura (pag. 164)

System composed by column and wall-hung lockers, helmet storage or safe deposit lockers

Dimensions

- Single column:
W 410 mm / D 382 mm / H 1624 mm
W 993 mm / D 250 mm / H 603 mm
W 1108 mm / D 270-290 mm / H 238 mm

Characteristics

- Locker made from 18 mm MFC panels with ABS edging, bonded with polyurethane adhesive
- Hinges tested for 80,000 opening cycles
- Door 110° opening angle
- Number made of PVC with Fit Interiors logo
- Padlock hasp provision

Optional

- Structure in various finishes (see The Swatch Book)
- Door in MFC panel in various finishes (see Swatch Book) or transparent plexiglass
- Two specific model with phone charging (1 device per compartment) - Cable and transformer included

Certifications

- FSC MIX 70% - INT-COC-001817

Optional upon request

- Other types of lock (p. 164)

Ante e cassa / Doors and frame

Finiture standard
Standard finishes



THE SWATCH BOOK

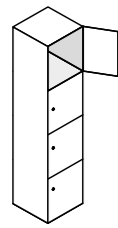


Klab

location: Prato, Italy
project: arch. Camilla Lapucci

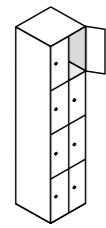
Athena

PRODOTTO DI SERIE PERSONALIZZATO / PERSONALIZED INDUSTRIAL PRODUCT



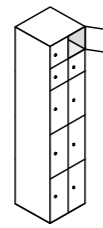
APV04-FSC

L/W 410
P/D 382
H 1624



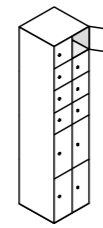
APV08-FSC

L/W 410
P/D 382
H 1624



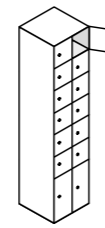
APV10-FSC

L/W 410
P/D 382
H 1624



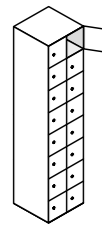
APV12-FSC

L/W 410
P/D 382
H 1624



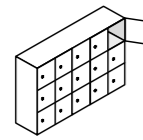
APV14-FSC

L/W 410
P/D 382
H 1624



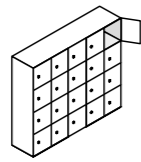
APV16-FSC

L/W 410
P/D 382
H 1624



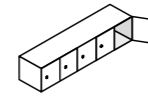
APV15-FSC

L/W 993
P/D 250
H 603



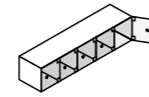
APV20-FSC

L/W 993
P/D 250
H 800




APVCHNW-FSC

L/W 1108
P/D 290
H 238



APVCHPW-FSC

L/W 1108
P/D 270
H 238



Harbour Club Chelsea

location: London, United Kingdom
project: Hadfield, Cawkwell, Davidson

Systema



Barry's

location: Paris, France

Sistema di arredo complementare a tutte le tipologie di armadi per spogliatoio, per area reception e lounge

Caratteristiche

- Mobili realizzati con pannelli in MFC spessore 18 mm bordati in ABS con colla poliuretanica
- Cerniere certificate per 80.000 cicli di apertura e chiusura
- Cerniere ammortizzate
- Anta e struttura in MFC in varie finiture (vedi The Swatch Book)
- Angolo di apertura dell'anta 110° / 155°
- Armadio con serratura chiave

Certificazioni

- FSC MIX 70% - INT-COC-001817

Opzionali su richiesta

- Maniglie a scelta tra tutte le tipologie
- Zoccolo in tre colori: argento, nero, bianco

Complementary furniture system for all locker types and for reception and lounge areas

Characteristics

- Furniture made of MFC panels thickness 18 mm edged in ABS with poliurethanic glue
- Hinges tested for 80,000 opening cycles
- Soft-close hinges
- Door and structure in MFC panel in various finishes (see The Swatch Book)
- Door 110° / 155° opening angle
- Cupboard with keylock

Certifications

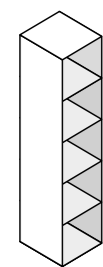

- FSC MIX 70% - INT-COC-001817

Optional upon request

- Handles to choose from all types
- Skirting board in three colours: silver, black, white

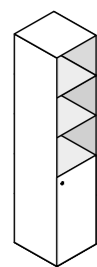
Anta e struttura / Door and Structure

Finiture standard
Standard finishes



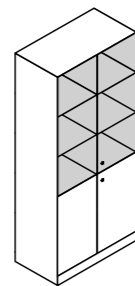
ACCTWL-23-FSC

L/W 400
P/D 550
H 2100



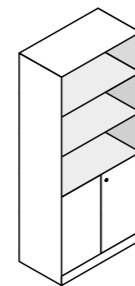
ACCDRT-FSC

L/W 500
P/D 550
H 2100



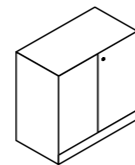
VA100-FSC

L/W 1000
P/D 400
H 2077



MA100-FSC

L/W 1000
P/D 400
H 2077



MB100-FSC

L/W 1000
P/D 400
H 860




G Club

location: Milan, Italy
project: arch. Paola Giambelli / Fit Interiors

Elementi accessori per armadi Accessories for lockers

Numeri / Numbers

Inclusi / Included



Numero su adesivo piccolo resinato, con logo Fit Interiors (40x40 mm)
Small number in PVC with Fit Interiors logo (40x40 mm)



Numero stampato interno vetro (Armadi Etoile)
Number printed inside the glass (Etoile lockers)

Opzionali su richiesta / Optional upon request



ACCTAI
Numero inciso su piastra in acciaio, (135x40 mm). Fissaggio con viti.
Number engraved on a stainless steel plate (135x40 mm) Fixing with screws.




ACCNUI
Numero ritagliato su piastra in acciaio, in varie forme e misure. Fissaggio con viti.
Number cut out on steel plate, in various shapes and sizes. Fixing with screws.



ACCIND
Numero perforato su piastra in acciaio (62x20 mm). Fissaggio con viti.
Perforated number on a stainless steel plate (62x20 mm). Fixing with screws.



ACC3D
Numero ritagliato su plexiglas nero spessore 10 mm (h. 50 mm). Fissaggio con viti sul retro.
Number cut out on 10 mm th. black plexiglas (h. 50 mm). Fastening with screws on the back.



ACCNXT
Numero inciso su piastra in metallo (37x37 mm), spessore 2 mm. Adesivo su retro.
Number engraved on metal plate (37x37mm), thickness 2 mm. Sticker on back.



ACCNUV
Numero in vinile adesivo, colore bianco o nero, n. 2 font, h 95 mm, 135 mm
Adhesive vinyl number, available in white or black, 2 font options, height: 95 mm, 135 mm

Maniglie / Handles

HAN 01
 Maniglia in zama / Zamak handle
 Dimensioni / Dimensions
 L-W 10 mm / P-D 30 mm / H 106 mm



cromo lucido
 polished chrome



cromo opaco
 matt chrome

HAN 02
 Pomolo in zama / Zamak knob
 Dimensioni / Dimensions
 ø 20 mm / P-D 25 mm



cromo lucido
 polished chrome

HAN 03
 Maniglia ad incasso in zama /
 Recessed handle in zamak
 Dimensioni / Dimensions
 L-W 42 mm / P-D 12 mm / H 106 mm



cromo lucido
 polished chrome

HAN 04
 Maniglia in zama / Zamak handle
 Dimensioni / Dimensions
 L-W 50 mm / P-D 25,7 mm / H 80 mm



titanio
 titanium

HAN 05
 Maniglia in zama / Zamak handle
 Dimensioni / Dimensions
 L-W 22 mm / P-D 18 mm / H 158 mm



cromo lucido
 polished chrome



bianco
 white



antracite
 anthracite

HAN 06
 Maniglia in alluminio / Aluminium handle
 Dimensioni / Dimensions
 L-W 16 mm / P-D 30 mm / H 198 mm




anodizzato lucido
 polished anodised

HAN 07
 Maniglia in zama / Zamak handle
 Dimensioni / Dimensions
 L-W 69 mm / P-D 26 mm / H 69 mm



cromo lucido
 polished chrome

HAN 08
 Pomolo in plastica / Plastic knob
 Dimensioni / Dimensions
 ø 35 mm / P-D 28 mm



argento lucido
 polished silver



argento opaco
 matt silver

HAN 09
 Maniglia a barra / Bar handles
 Dimensioni / Dimensions
 L-W 700 mm x H 30 mm



nero
 black

Serrature / Locks


Standard



Lucchettabile
Padlock

Opzionali su richiesta / Optional upon request

• Serratura meccanica / Mechanical lock



ACCHIAVE
Keylock



ACCOMBI
Combi Lock



ACCDKI
Digilock DIAL



ACCBURG
Burg sPinLock 200



ACCKEY1-ADA



ACCKEY2-ADA



ACCKEY3-ADA



ACCKEY4-ADA


• Serratura elettroniche con tastiera / Electronic locks with keypad



ACCASP6GSTD
Aspire 6G Standard



ACCASP6GSTDWH
Aspire 6G Standard
with handle



ACCASP6GNAR
Aspire 6G Narrow



ACCASP6GNARWH
Aspire 6G Narrow
with handle



ACCVERSA
Versa keypad

• Serratura elettroniche RFID / Electronic locks RFID



ACCOJPROD
ACCOJPROS
OTS 10



ACCOTS20D
OTS 20



ACCASPSTDRFID
Aspire standard with
handle



ACCASPVERRFID
Aspire narrow with
handle


• Serratura smart / Smart lock




ACCVERSA-RFID
Versa RFID - MINI



ACCOJOCSMAG
Ojmar OCS 30 Smart
Graphite



ACCOJOCSMAGH
Ojmar OCS 30 Smart
Graphite with handle



ACCOJOCMAW
Ojmar OCS 30 Smart
White



ACCOJOCMAWH
Ojmar OCS 30 Smart
White with handle



ACCOJOCSMAS
Ojmar OCS 30 Smart
Silver



ACCOJOCSMASH
Ojmar OCS 30 Smart
Silver with handle



ACCOTSPULD
ACCOTSPULS
OTS 40 Pulse



ACCGAT
Mod. 7010

Serrature / Locks

• Serratura meccanica / Mechanical lock

	Atelier	People	People T	Norma	Futura Wood	Futura
ACCHIAVE	•	•	•	•	•	•
ACCDKDI	•	•	•	•		
ACCCOMBI	•	•	•	•		
ACCBURG	•	•	•	•		
ACCKEY1-ADA	•	•	•	•	•	•
ACCKEY2-ADA	•	•	•	•	•	•
ACCKEY3-ADA	•	•	•	•	•	•
ACCKEY4-ADA	•	•	•	•	•	•

• Serratura elettroniche con tastiera / Electronic locks with keypad

	Atelier	People	People T	Norma	Futura Wood	Futura
ACCASP6GSTD	•	•	•	•	•	•
ACCASP6GSTDWH	•	•	•	•		
ACCASP6GNAR	•	•	•	•	•	•
ACCASP6GNARWH	•	•	•	•		
ACCVERSA-30	•	•	•	•		
ACCVERSA-38					•	•

• Serratura elettroniche RFID / Electronic locks RFID

	Atelier	People	People T	Norma	Futura Wood	Futura
ACCOJPROD/ACCOJPROS	•	•	•	•		
ACCOJPRODA/ACCOJPROSA					•	•
ACCOTS20D	•	•	•	•		
ACCOTS20DA					•	•
ACCASPSTDRFID	•	•	•	•		
ACCASPVERRFID	•	•	•	•		

• Serratura smart / Smart lock

	Atelier	People	People T	Norma	Futura Wood	Futura
ACCOJOCSMAG	•	•	•	•		
ACCOJOCSMAG-25					•	•
ACCOJOCSMAGH	•	•	•	•		
ACCOJOCSMAS	•	•	•	•		
ACCOJOCSMAS-25					•	•
ACCOJOCSMASH	•	•	•	•		
ACCOJOCMAW	•	•	•	•		
ACCOJOCMAW-25					•	•
ACCOJOCMAWH	•	•	•	•		
ACCOTSPULD/ACCOTSPULS	•	•	•	•		
ACCOTSPULAD/ACCOTSPULAS					•	•
ACCGAT	•	•	•	•		
ACCVERSA-RFID30	•	•	•	•		
ACCVERSA-RFID38					•	•

Horizon	Next	Factory	Etoile	Collective	Division	Master	Master Kid	Athena
•	•	•	•	•	•	•		•
•	•			•	•	•		•
•	•			•	•	•		•
•	•			•	•	•		•
•	•	•	•	•	•	•		•
•	•	•	•	•	•	•		•
•	•	•	•	•	•	•		•
•	•	•	•	•	•	•		•

Horizon	Next	Factory	Etoile	Collective	Division	Master	Master Kid	Athena
•	•		•	•	•	•		•
•	•			•		•		•
•	•	•	•	•	•	•		•
•	•			•		•		•
•	•			•	•	•		•
		•	•					

Horizon	Next	Factory	Etoile	Collective	Division	Master	Master Kid	Athena
•			•	•	•	•		•
	•							
•			•	•	•	•		•
	•							
•	•			•		•		•
•	•			•		•		•

Accessori / Accessories



ACCDOC
Portadocumenti
Document holder



ACCSP
Specchio
Mirror



AV00002
Gruccia antifurto
in plastica
Anti-theft plastic
hanger



ACCAPP
Gruccia in plastica
Plastic hanger



AV00001
Gruccia antifurto
in legno
Anti-theft wooden
or plastic hanger



ACCES
Cestello
Storage basket



ACCPIQ-FSC
Portascarpe
Shoe rack



ACCPA-FSC
Portascarpe
Shoe rack



ACCUSB-24V
Presca USB
USB socket



VPS01
Vaschetta porta scarpe
in plastica nera
Black plastic shoe tray

In sostituzione dotazioni standard / Replacing standard equipment



ACCHOOK1
Gancio appendiabiti
Coat hook



ACCTARG
Targhetta portanome
Name plate



ACCTOV
Barra appendiabiti ovale
Oval clothes rail

Complementi / Additions



ACCTAM
Pannelli laterali
End side panels



ACCTAML-24V
Pannelli laterali
con LED
End side panels
with LED



ACCTAMSP
Pannelli laterali
con specchio
End side panels
with mirror



SPACE1
Pannello laterale
terminale curvo
End side panels
rounded




SPACE2
Pannello angolo
interno curvo
Rounded panel for
internal corner



SPACE3
Pannello angolo
esterno curvo
Rounded panel for
external corner



ACCVEL
Veletta superiore
Top valance



ACCTOP
Top
Top



ACCTPL-24V
Top con LED
Top with LED



BACCT
Top inclinato
Sloping top

Le parti elettriche e le sorgenti LED non sono adatte per l'uso con sensori di passaggio
Electrical parts and led sources are not suitable in presence of sensors, including sensor of movement

Zoccolo in ABS / Skirting board in ABS



Argento
Silver



Bianco
White



Nero
Black

Base in metallo per armadio / Metal base for locker



Nero
Black



Bianco
White

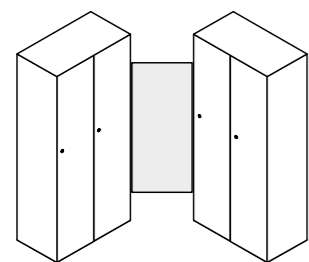
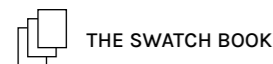
Corner

Angolo spogliatoio predisposto per fianco armadio prof. 550 mm oppure 610, due altezze H 1400 e H 1800, con serratura libero/occupato in inox. Cerniere ammortizzate ad angolo positivo con apertura a 110°.

Changing corner for cabinet side depth 550 mm or 610, two available heights H 1400 and H 1800, with free/occupied stainless steel lock. Positive angle amortized hinges with 110° opening.

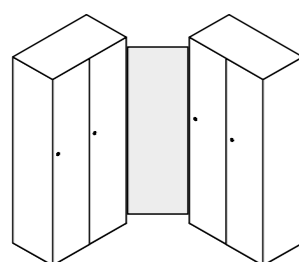
Anta e struttura / Door and Structure

Finiture standard
Standard finishes



ACCSP0-FSC
ACCSP0XL-FSC

L/W 660
P/D 18
H 1400



ACCSP0ME-FSC
ACCSP0MEXL-FSC

L/W 660
P/D 18
H 1800



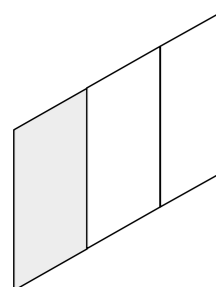
Boise

Sistema di boiserie a parete o integrate con il sistema armadi, costituito da pannelli in MFC spessore 18 mm bordato ABS con colla poliuretanic. Zoccolo in tre colori: argento, nero, bianco.

Wall cladding system made of MFC panels thickness 18mm edged in ABS with poliurethanic glue. Skirting board in three colours: silver, black, white.

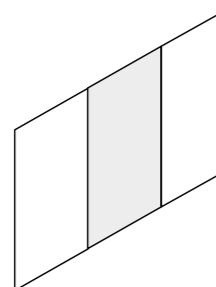
Struttura / Structure

Finiture standard
Standard finishes



BOISE P

L/W 1000
P/D 36
H 2070



BOISE

L/W 1000
P/D 36
H 2070



Vela

Divisorio con telaio di metallo e inserto in melaminico con finiture di serie (vedi The Swatch Book). Per ambienti asciutti.

Partition element with metal frame and integrated MFC panel in wood finishes (see The Swatch Book). For dry environments.

Telaio / Frame

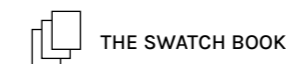
Acciaio
Steel



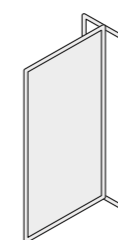
Matt black

Pannello / Panel

Finiture standard
Standard finishes



alcune possibili combinazioni
some possible combinations



VELA1-FSC

L/W 1030
P/D 580
H 1880



VELA2-FSC

L/W 1000
P/D 30
H 1880



VELA3

L/W 580
P/D 30
H 1880

T-Rack

PRODOTTO DI SERIE PERSONALIZZATO / PERSONALIZED INDUSTRIAL PRODUCT

Struttura in MFC con divisori e ripiani a giorno oppure chiusa con ante e chiavi. Per ambienti asciutti.

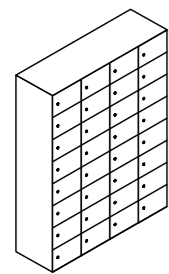
MFC-Structure with open compartments or with doors and Key locks. For dry environments.

Struttura / Structure

Finiture standard
Standard finishes

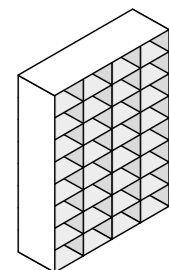


THE SWATCH BOOK




T-RACK1-FSC
T-RACK1-W

L/W 1200
P/D 400
H 1590



T-RACK2-FSC
T-RACK2-W

L/W 1200
P/D 400
H 1590



De Montel Terme di Milano

location: Milan, Italy
project: THDP

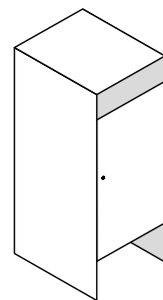

Alter

Cabina spogliatoio in MFC con anta intera e chiusura a chiave compreso di gancio appenderia interno. Panca esclusa. Per ambienti asciutti.

Free-standing changing cubicle in MFC with full door and keylock, internal hanging hook included. Bench excluded. For dry environments.

Struttura / Structure

Finiture standard
Standard finishes



ALTER-FSC

L/W 836
P/D 1200
H 2007

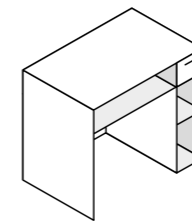
Task

Trainer point con 1 cassetto e ripiani, struttura in MFC e laminato

Trainer point with 1 drawer and shelves, melamine and laminate structure.

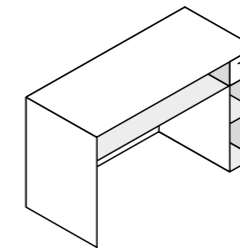
Struttura / Structure

Finiture standard
Standard finishes



ACCTRAIN100

L/W 1000
P/D 800
H 1000



ACCTRAIN150

L/W 1500
P/D 800
H 1000



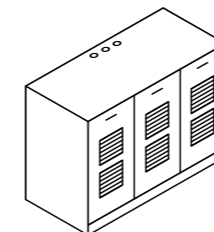

Free

Self-service station con piano di lavoro in multistrati marino e laminato, 3 porte, maniglie e griglie di areazione. Escluso di impianto di spillatura.

Self-service station with worktop in marine plywood + laminate, 3 doors, handles and Ventilation grilles. Tapping system not included.

Struttura / Structure

Finiture standard
Standard finishes











MOBSEV140

L/W 1400
P/D 600
H 900



Panche, Divani Pouf e Vasi Benches Sofas, Pouffs and Vases

178 Panka	188 Round	192 Up	196 Tecno	202 Atlas
				
204 Aura	206 Voga	208 Lingotto	210 Combo	214 Pony
				

218 Traffic	220 Numbers	221 Luna	222 Bingo	224 Puff
				
228 Birillo	230 Perla	231 Pilar		
				

Panka



Happy Fit

location: Venice, Italy
project: Fit Interiors

Panka



Fitness Time

location: Saudi Arabia
project: arch. Ghaith Beshir / Fit Interiors

Struttura in acciaio con trattamento in cataforesi antiruggine e verniciatura a polveri epossidiche, colori bianco, nero e grigio metallizzato. Seduta in tre varianti: doghe in massello di frassino con trattamento protettivo naturale o tinto wengé; MDF rivestito con laminato; imbottitura in ecopelle ignifuga (Classe 1IM - UNI 9175 / Martindale >= 200.000 cicli) nelle finiture disponibili a catalogo.

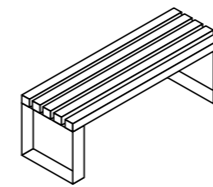
Steel structure with rustproof cataphoresis treatment painted with epoxy powder, colours: white, black and metallic grey. Seat in three versions: solid ash slats with natural protective treatment or stained wengé, MDF covered with laminate, padding in fire retardant eco-leather (BS 5852 Source 0 & 1 / Martindale >= 200,000 cycles) in the finishes available in the catalogue.

Telaio / Frame
Acciaio verniciato
Painted steel



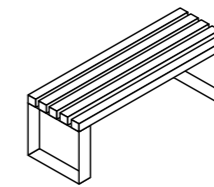
Seduta / Seat

Doghe in legno massello
Slats in solid ash wood



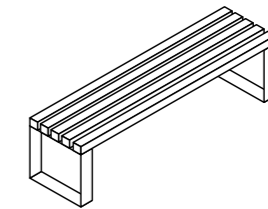
PSD120S

L/W 1200
P/D 383
H 433



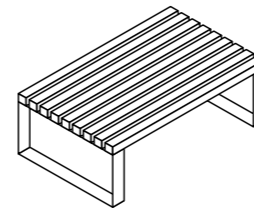
PSD160S

L/W 1600
P/D 383
H 433



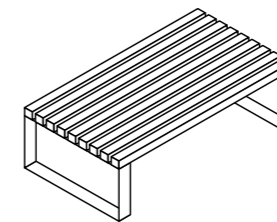
PSD180S

L/W 1800
P/D 383
H 433



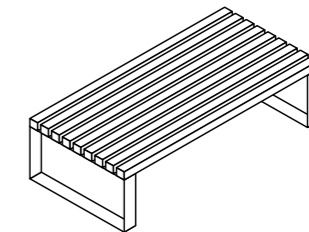
PSD120D

L/W 1200
P/D 711
H 433




PSD160D

L/W 1600
P/D 711
H 433



PSD180D

L/W 1800
P/D 711
H 433



Panka



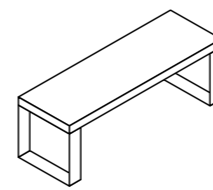
Standout CrossFit

location: Florence, Italy
project: Fit Interiors

Telaio / Frame
Acciaio verniciato
Painted steel

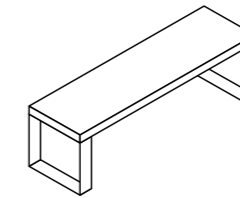


Seduta / Seat
Finiture standard
Standard finishes



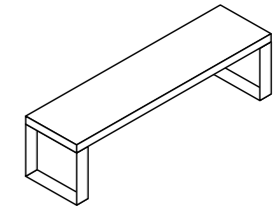
PSM120S-20

L/W 1200
P/D 382
H 435



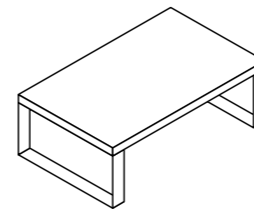
PSM160S-20

L/W 1600
P/D 382
H 435



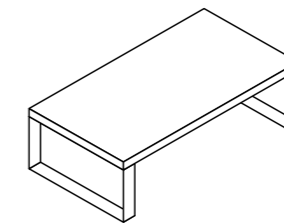
PSM180S-20

L/W 1800
P/D 382
H 435



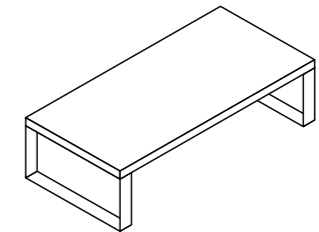
PSM120D-20

L/W 1200
P/D 712
H 435



PSM160D-20


L/W 1600
P/D 712
H 435



PSM180D-20

L/W 1800
P/D 712
H 435

Panka



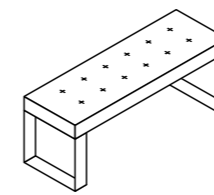
Easy Fit

location: Fiumicino, Italy
project: Spaceplanners

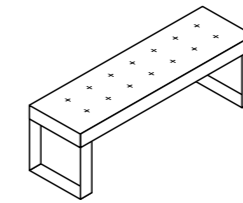
Telaio / Frame
Acciaio verniciato
Painted steel



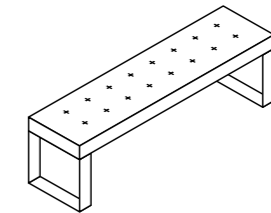
Seduta / Seat
Ecopelle standard
Standard eco-leather



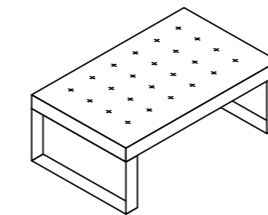
PSC120SP
L/W 1200
P/D 400
H 488



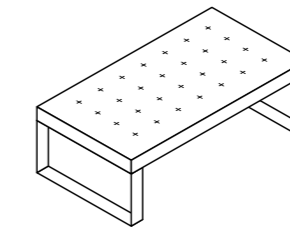
PSC160SP
L/W 1600
P/D 400
H 488



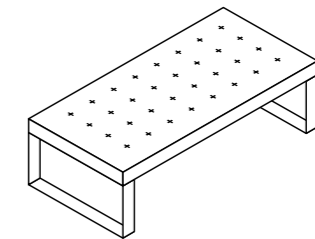
PSC180SP
L/W 1800
P/D 400
H 488



PSC120DP
L/W 1200
P/D 730
H 488



PSC160DP
L/W 1600
P/D 730
H 488



PSC180DP
L/W 1800
P/D 730
H 488

Round



Harbour Club Chelsea

location: London, United Kingdom
project: Hadfield, Cawkwell, Davidson

Round



G Club

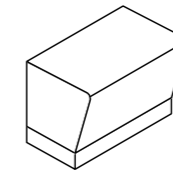
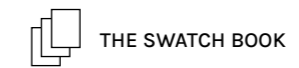
location: Milan, Italy
project: arch. Paola Giambelli / Fit Interiors

Panca per fronte armadio o composizione a isola in ecopelle ignifuga (Classe IIM - UNI 9175 / Martindale \geq 200.000 cicli).

Bench to be put in front of lockers or island composition covered in Fireproof eco-leather (BS 5852 Source 0 & 1 / Martindale \geq 200,000 cycles).

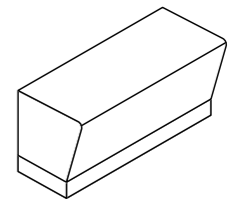
Seduta / Seat

Ecopelle standard
Standard eco-leather



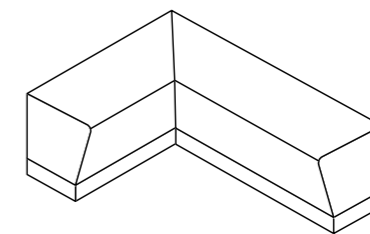
PSG80S

L/W 800
P/D 400
H 450



PSG120S

L/W 1200
P/D 400
H 450



PSGANG

L fino a / W up to 1400
P fino a / D up to 1400
H 450

Up



Audace

location: Lecco, Italy
project: Fit Interiors

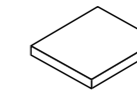


Panca per fronte armadio a sbalzo, in MDF e laminato.
Sistema di sostegno con barre fissate sull'armadio ed ancoraggio a muro.

Cantilevered bench for locker front, in MDF and laminate.
Support system with bars fixed to the locker and wall fixing.

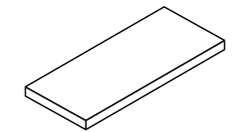
Seduta / Seat

Finiture standard
Standard finishes



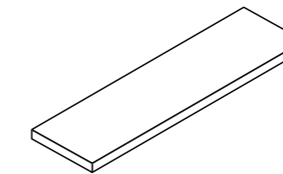
UP40-25

L fino a / W up to 400
P/D 350
H 41



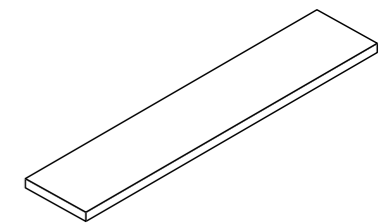
UP90-25

L/W 401-900
P/D 350
H 41



UP180-25

L/W 901-1800
P/D 350
H 41



UP240-25

L/W 1801-2400
P/D 350
H 41

Anytime

location: Verona, Italy
project: Fit Interiors

Tecno



The Padel Resort

location: Como, Italy
project: arch. Vito Ruscio

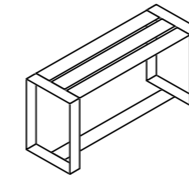
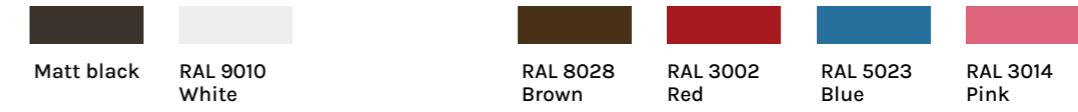


Panca in alluminio con verniciatura a polvere colori RAL

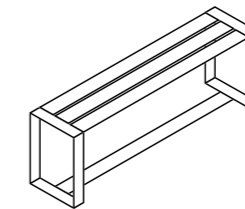
Aluminium bench with powder coating RAL colours.

Telaio e doghe / Frame and Slats

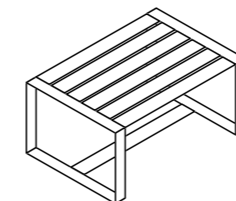
Alluminio termolaccato
Powder-coated aluminium



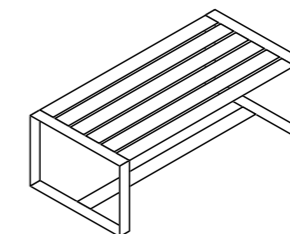
TECNO 120S
L/W 1200
P/D 360
H 480



TECNO 180S
L/W 1800
P/D 360
H 480



TECNO 120D
L/W 1200
P/D 750
H 480



TECNO 180D
L/W 1800
P/D 750
H 480



Atlas



Nemea

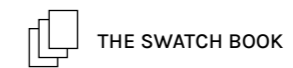
location: Naples, Italy
project: Studio AArchitetti Noorda Schiavon

Seduta con piccolo schienale, imbottitura e rivestimento in ecopelle ignifuga (Classe 1IM - UNI 9175 / Martindale \geq 200.000 cicli). Piedini in legno marino.

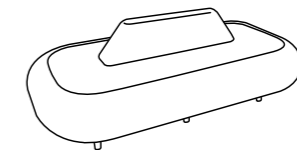
Seat with small backrest, upholstery and covering in fire-retardant eco-leather (BS 5852 Source 0 & 1 / Martindale \geq 200,000 cycles). Legs in marine wood.

Seduta / Seat

Ecopelle standard
Standard eco-leather

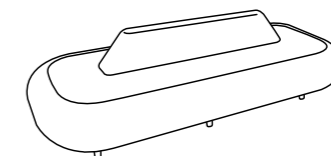


THE SWATCH BOOK



ATLAS200


L/W 2000
P/D 900
H 470-726



ATLAS300

L/W 3000
P/D 900
H 470-726

Aura



John Harris Fitness

location: Linz, Austria
project: Fit Interiors

Seduta con imbottitura e rivestimento in ecopelle ignifuga (Classe 1IM - UNI 9175 / Martindale >= 200.000 cicli).
Piedini in metallo verniciato

Seat with upholstery and covering in fire-retardant eco-leather (BS 5852 Source 0 & 1 / Martindale >= 200,000 cycles).
Legs in painted steel

Piedini / Legs
Acciaio verniciato
Painted steel



Oro
Gold

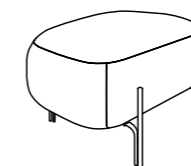
Black

Seduta / Seat

Ecopelle standard
Standard eco-leather

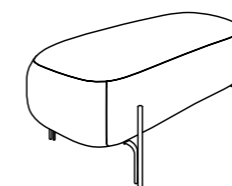


THE SWATCH BOOK



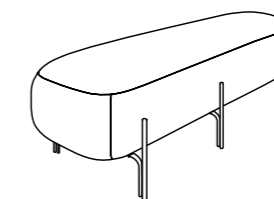
AURA60S
AURA60S-G

L/W 600
P/D 450
H 450



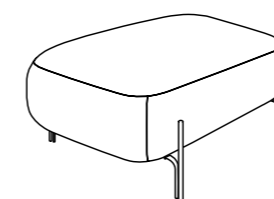
AURA120S
AURA120S-G

L/W 1200
P/D 450
H 450



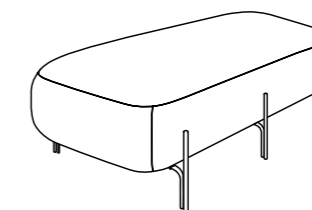
AURA180S
AURA180S-G

L/W 1800
P/D 450
H 450



AURA120D
AURA120D-G

L/W 1200
P/D 800
H 450



AURA180D
AURA180D-G

L/W 1800
P/D 800
H 450

Voga



Sandareds

location: Sandared, Sweden
project: Fit Interiors

Panca con telaio in acciaio con trattamento in cataforesi antiruggine e verniciatura a polveri epossidiche, seduta in ecopelle ignifuga (Classe IIM - UNI 9175 / Martindale >= 200.000 cicli) trapuntata.

Bench with rustproof cataphoresis treatment steel structure, painted with epoxy powder, quilted seat in fireproof eco-leather (BS 5852 Source 0 & 1 / Martindale >= 200,000 cycles).

Telaio / Frame

Acciaio verniciato
Painted steel



Black



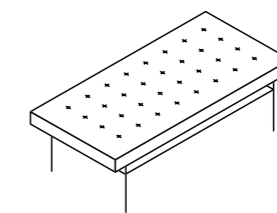
41199
Gold

Seduta / Seat

Ecopelle standard
Standard eco-leather



THE SWATCH BOOK



VOGA

L/W 1500
P/D 700
H 480

Lingotto

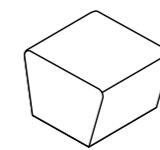


Panca in ecopelle ignifuga (Classe 1IM - UNI 9175 / Martindale >= 200.000 cicli).

Upholstered bench covered in Fireproof eco-leather (BS 5852 Source 0 & 1 / Martindale >= 200,000 cycles).

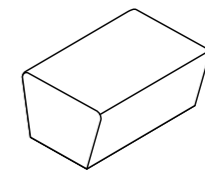
Seduta / Seat

Ecopelle standard
Standard eco-leather



LINGOTTO80S

L/W 800
P/D 800
H 385



LINGOTTO120S

L/W 1200
P/D 800
H 385

Holmes Place

location: Hamburg, Germany
project: Fit Interiors

Combo



Nemea

location: Naples, Italy
project: Studio AArchitetti Noorda Schiavon

Combo



Hub

location: Lamone, Switzerland
project: arch. Silvia Giannini

La serie Combo è formata da cinque divanetti con schienale e senza e da un elemento ad angolo con schienale. Schienali e seduta possono essere di colore diverso. Tutti gli elementi sono imbottiti e rivestiti in ecopelle ignifuga (Classe 1IM - UNI 9175 / Martindale >= 200.000 cicli). Il sistema di sedute può essere utilizzato sia per le zone spogliatoio che per le zone lounge.

The Combo series consists of five benches, with and without backrests, and a corner unit with backrest. Backrests and seats can be in different colours. All elements are padded and upholstered in fire-retardant eco-leather (BS 5852 Source 0 & 1 / Martindale >= 200,000 cycles). The seating system can be used both in locker room areas and lounge zones.

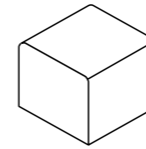
Seduta / Seat

Ecopelle standard
Standard eco-leather



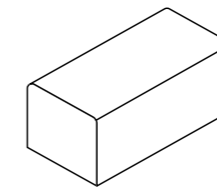
Schienale / Backrest

Ecopelle standard
Standard eco-leather



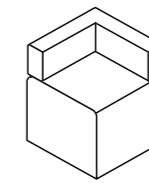
CMB070P-1IM

L/W 700
P/D 700
H 450



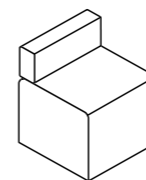
CMB140P-1IM

L/W 1400
P/D 700
H 450



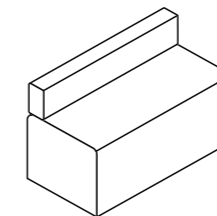
CMB070A-1IM

L/W 700
P/D 700
H 730



CMB070S-1IM

L/W 700
P/D 700
H 730



CMB140S-1IM

L/W 1400
P/D 700
H 730

Alcune possibili combinazioni
Possible compositions



Pony




Panca con struttura e gambe in multistrati Okumè tinto finitura trasparente opaca, con imbottitura e rivestimento in ecopelle ignifuga (Classe 11M - UNI 9175 / Martindale >= 200.000 cicli).


Bench with frame and legs in Okoumè dyed plywood finish transparent matt, with padding and fire-retardant eco-leather upholstery (BS 5852 Source 0 & 1 / Martindale >= 200,000 cycles).

Telaio / Frame
 Legno marino
 Marine plywood

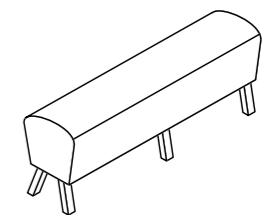

 Natural

Seduta / Seat
 Ecopelle standard
 Standard eco-leather

 THE SWATCH BOOK



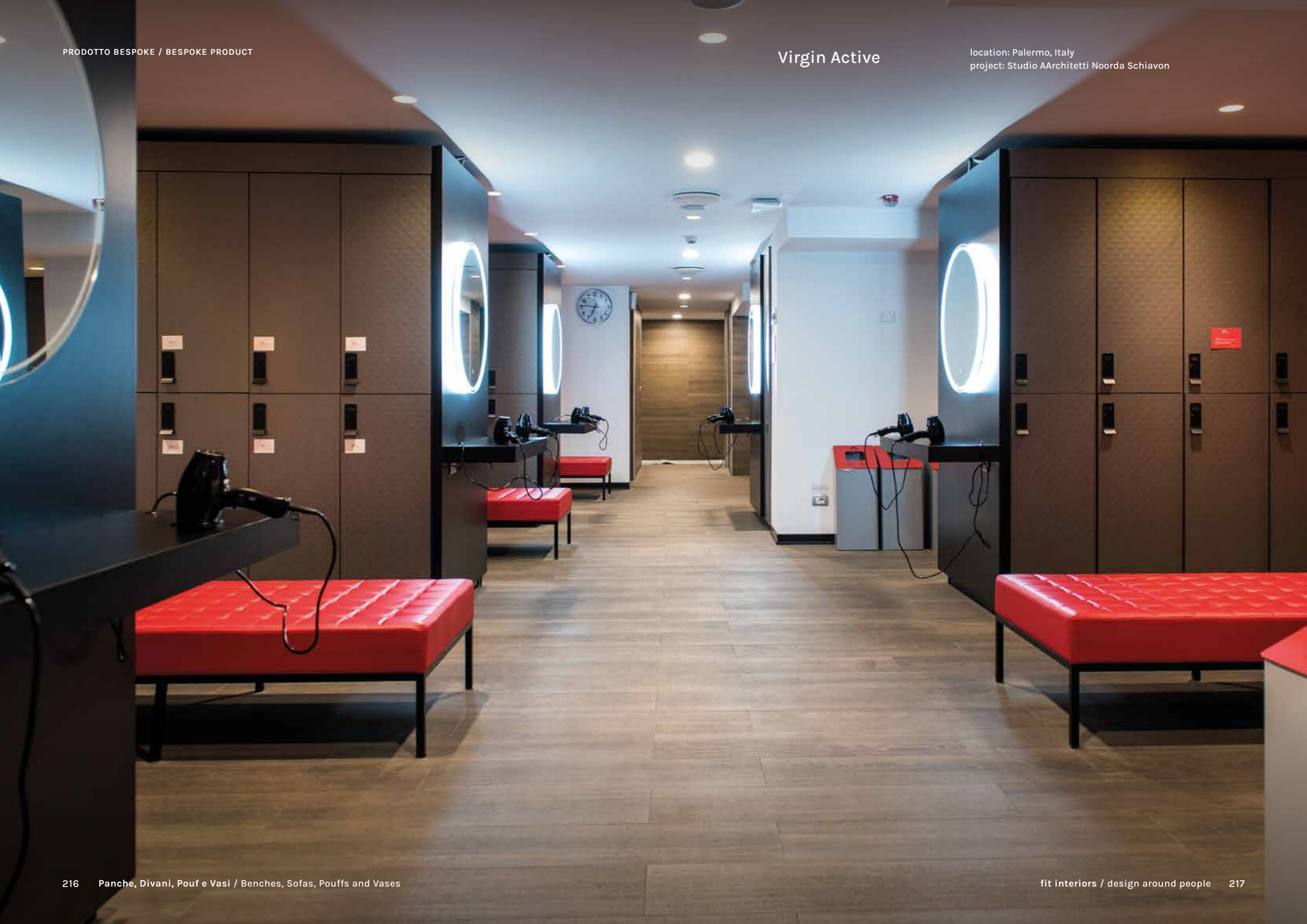
PONY160
 L/W 1600
 P/D 400
 H 500



PONY220
 L/W 2200
 P/D 400
 H 500

Rafa Nadal Academy

location: Kuwait
 project: Fit Interiors



Traffic



Palmarès Devur Club

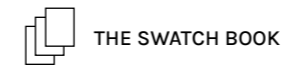
location: Bari, Italy
project: Fit Interiors

Panca per ambienti asciutti con struttura in MFC o struttura in multistrato marino laminato (W), cuscino in ecopelle ignifuga (Classe IIM - UNI 9175 / Martindale >= 200.000 cicli). Vani a giorno portascarpe o vani chiusi con serratura a chiave.

Bench for dry environments with MFC structure or laminated marine plywood (W) structure, fireproof eco-leather cushion (BS 5852 Source 0 & 1 / Martindale >= 200,000 cycles). Open compartments for shoes or closed compartments with key lock.

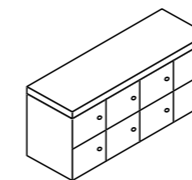
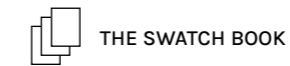
Struttura / Structure

Finiture standard
Standard finishes



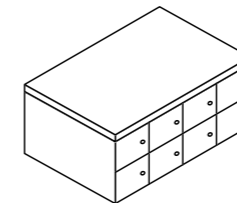
Seduta / Seat

Ecopelle standard
Standard eco-leather



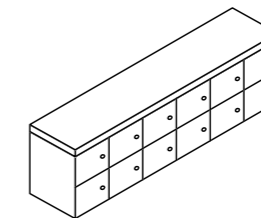
**TRAFFIC1S-FSC
TRAFFIC1S-W**

L/W 1200
P/D 400
H 500



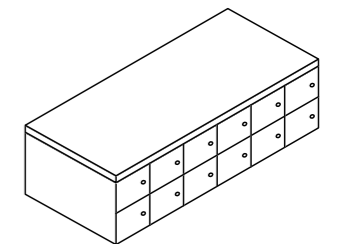
**TRAFFIC1D-FSC
TRAFFIC1D-W**

L/W 1200
P/D 700
H 500



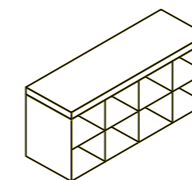
**TRAFFIC2S-FSC
TRAFFIC2S-W**

L/W 1780
P/D 400
H 500



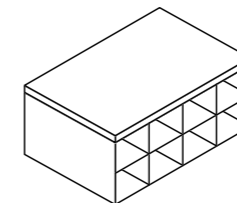
**TRAFFIC2D-FSC
TRAFFIC2D-W**

L/W 1780
P/D 700
H 500



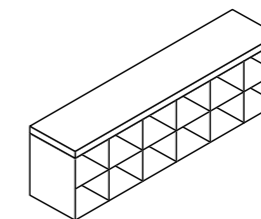
**TRAFFIC3S-FSC
TRAFFIC3S-W**

L/W 1200
P/D 400
H 500



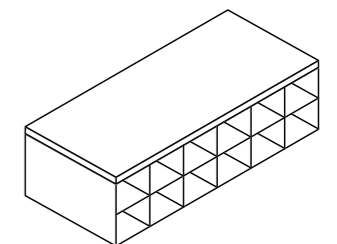
**TRAFFIC3D-FSC
TRAFFIC3D-W**

L/W 1200
P/D 700
H 500



**TRAFFIC4S-FSC
TRAFFIC4S-W**

L/W 1780
P/D 400
H 500



**TRAFFIC4D-FSC
TRAFFIC4D-W**

L/W 1780
P/D 700
H 500

Numbers

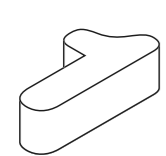
> arch. Simone Micheli

Seduta a forma di numero con imbottitura e rivestimento in ecopelle ignifuga (Classe IIM - UNI 9175 / Martindale >= 200.000 cicli).

Number shaped seat with upholstery and covering in fire-retardant eco-leather (BS 5852 Source 0 & 1 / Martindale >= 200,000 cycles).

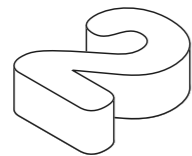
Seduta / Seat

Ecopelle standard
Standard eco-leather



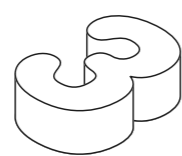
NUMBERS1

L/W 697
P/D 1501
H 455



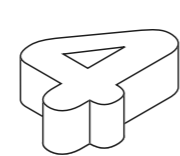
NUMBERS2

L/W 1200
P/D 1501
H 455



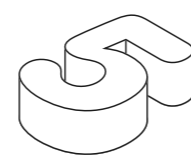
NUMBERS3

L/W 1174
P/D 1504
H 455



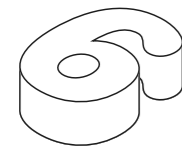
NUMBERS4

L/W 1288
P/D 1516
H 455



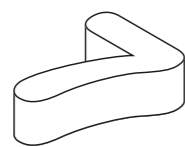
NUMBERS5

L/W 1155
P/D 1477
H 455




NUMBERS6

L/W 1234
P/D 1504
H 455



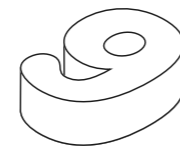
NUMBERS7

L/W 1200
P/D 1476
H 455



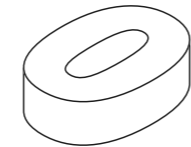
NUMBERS8

L/W 1230
P/D 1504
H 455



NUMBERS9

L/W 1234
P/D 1504
H 455



NUMBERS0

L/W 1032
P/D 1400
H 455

Luna

Seduta con piccolo schienale. Schienali e seduta possono essere di colore diverso. Imbottitura e rivestimento in ecopelle ignifuga (Classe IIM - UNI 9175 / Martindale >= 200.000 cicli)

Circular seat with small backrest. Backrest and seat can be in different colours. Upholstery and covering in fire-retardant eco-leather (BS 5852 Source 0 & 1 / Martindale >= 200,000 cycles).

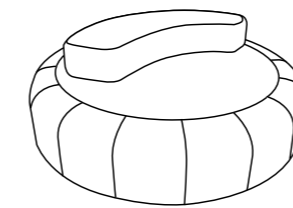

Seduta / Seat

Ecopelle standard
Standard eco-leather



Schienale / Backrest

Ecopelle standard
Standard eco-leather



LUNA

ø 1800
H 420-665



Rari Nantes

location: Borgo Valsugana, Italy
project: Fit Interiors

Bingo



Planet Wellness Village

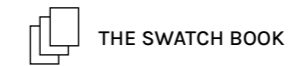
location: Lugano, Switzerland
project: arch. Silvia Giannini, Studio RAL3020

Pouf rotondo con cuciture a vista in ecopelle ignifuga (Classe 11M - UNI 9175 / Martindale \geq 200.000 cicli).


Round pouf with visible stitching in fire-retardant eco-leather (BS 5852 Source 0 & 1 / Martindale \geq 200,000 cycles).

Seduta / Seat

Ecopelle standard
Standard eco-leather



THE SWATCH BOOK



BINGO

ø 610
H 470

Puff



Hale Country Club & SPA

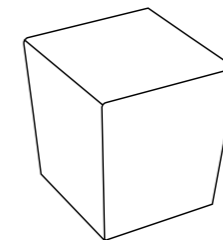

location: Hale, United Kingdom
project: Fit Interiors

Pouf trapezoidale in ecopelle ignifuga (Classe 1IM - UNI 9175 / Martindale >= 200.000 cicli).

Trapezoidal pouf in fire-retardant eco-leather (BS 5852 Source 0 & 1 / Martindale >= 200,000 cycles)

Seduta / Seat

Ecopelle standard
Standard eco-leather



PUFF

L/W 450
P/D 450
H 485



Birillo

> arch. Simone Micheli



Harbour Club Chelsea

location: London, United Kingdom
project: Hadfield, Cawkwell, Davidson

Pouf cilindrico con cuciture a vista in ecopelle ignifuga (Classe 11M - UNI 9175 / Martindale \geq 200.000 cicli).

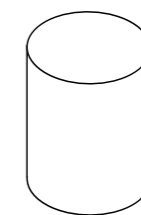
Cylindric pouf with visible stitching in fire-retardant eco-leather (BS 5852 Source 0 & 1 / Martindale \geq 200,000 cycles).

Seduta / Seat

Ecopelle standard
Standard eco-leather



THE SWATCH BOOK



BIRILLO-11M

ø 350
H 450

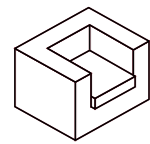
Perla

Serie composta da poltrona e divani con imbottitura ad alta densità e rivestita con ecopelle ignifuga (Classe 11M - UNI 9175 / Martindale >= 200.000 cicli).

Series composed of armchair and sofas with high density upholstery and covered with fireproof eco-leather (BS 5852 Source 0 & 1 / Martindale >= 200,000 cycles).

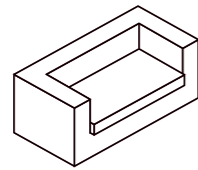
Seduta / Seat

Ecopelle standard
Standard eco-leather



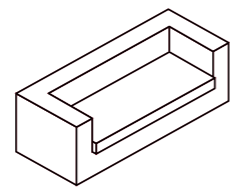
DV90

L/W 860
P/D 730
H 630



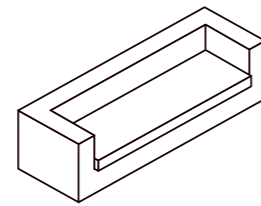
DV137

L/W 1370
P/D 730
H 630



DV161

L/W 1610
P/D 730
H 630



DV194

L/W 1940
P/D 730
H 630



WAP Wellness and Pool

location: Varese, Italy
project: Fit Interiors

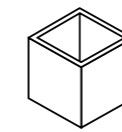
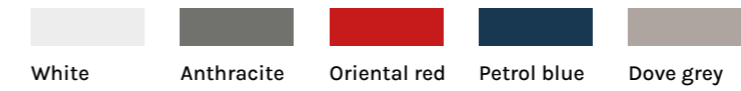
Pilar

Vaso in polietilene, finitura opaca, 100% riciclabile, di varie dimensioni. Per esterni e interni.

Polyethylene vase, 100% recyclable, matt finish in various sizes. For indoor and outdoor use.

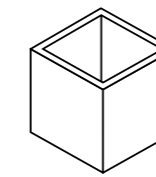
Vaso / Vase

Polietilene opaco
Matt polyethylene



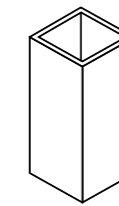
PILAR 1

L/W 400
P/D 400
H 400



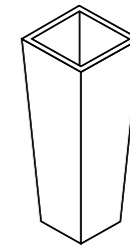
PILAR 2

L/W 550
P/D 550
H 550



PILAR 3

L/W 400
P/D 400
H 850



PILAR 4
















L/W 450
P/D 450
H 1000



Apple Fit

location: Varese, Italy
project: Fit Interiors

Specchi Mensole e Lavelli Mirrors Shelves and Sinks

234 Sharp 	240 Modus 	244 Velvet 	246 Anima 	250 Dot Dot 
252 Frame 	256 Aster 	258 Halo 	262 Circe 	266 Jupiter 
267 Vesta 	268 Saturno 	269 Just 	272 Jump 	273 Base 

274 Block 	275 Shape 	276 Simple 	274-277 Rubio 
--	--	---	--



Holmes Place

location: Hamburg, Germany
project: Fit Interiors

Sharp

Specchio retro-illuminato a LED, mensola in laminato, specchiera appesa composta da specchio retro-illuminato e mensola

- (C) 6000 K luce fredda
- (N) 4000 K luce naturale
- (W) 3000 K luce calda

- Le parti elettriche e le sorgenti LED non sono adatte per l'uso con sensori di passaggio

LED backlit mirror, laminate shelf, wall-mounted mirror unit consisting of a LED backlit mirror and shelf.

- (C) 6000 K cool white
- (N) 4000 K natural white
- (W) 3000 K warm white

- Electrical components and LED light sources are not suitable for use with motion sensors.

Mensola / Shelf
Finiture standard
Standard finishes



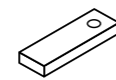
Specchio / Mirror



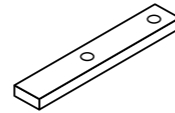
Argento
Silver



SHARP-L
L/W 400
P/D 24
H 1970



SHARP-MS
L/W 700
P/D 280
H 70



SHARP-MD
L/W 1400
P/D 280
H 70

Specchio fissato su pannello, mensola in acciaio, specchiera appesa composta da specchio fissato su pannello e mensola

Mirror fixed to panel, steel shelf, wall-mounted mirror unit consisting of a mirror fixed to a panel and shelf

Pannello / Panel

Finiture standard
Standard finishes



Specchio / Mirror

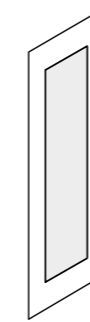


Argento
Silver

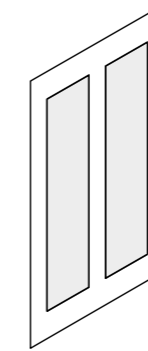
Mensola / Shelf



Acciaio inox
Stainless steel



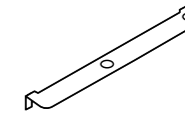
SHARP-PS
L/W 700-1100
P/D 22
H 2070



SHARP-PD
L/W 1320-1500
P/D 22
H 2070



SHARPFSMEN
L/W 620
P/D 165

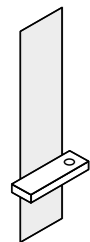


SHARPFDMEN
L/W 1240
P/D 165

Composizioni / Compositions

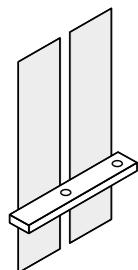
Specchiera appesa composta da specchio retro-illuminato a led e mensola in laminato

Wall-mounted mirror unit consisting of a led backlit mirror and laminate shelf



Specchiera singola appesa con mensola, retro-illuminata a LED
Single wall-mounted mirror with shelf, LED backlit

- n.1 SHARP-L
- n.1 SHARP-MS



Specchiera doppia appesa con mensola, retro-illuminata a LED
Double wall-mounted mirror with shelf, LED backlit

- n.2 SHARP-L
- n.1 SHARP-MD



Composizioni / Compositions

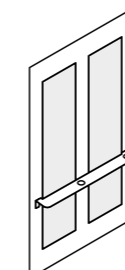
Specchiera appesa composta da specchio fissato su pannello e mensola in acciaio

Wall-mounted mirror unit consisting of a mirror fixed to a panel and steel shelf



Specchiera singola fissata su pannello con mensola
Single mirror fixed to panel with shelf

- n.1 SHARP-PS
- n.1 SHARPFSMEN



Specchiera doppia fissata su pannello con mensola
Double mirror fixed to panel with shelf

- n.1 SHARP-PD
- n.1 SHARPFDMEN



Sharp

Gora

location: Naples, Italy
project: arch. Massimo Giordano



Modus

> arch. Franco Scaglia



Specchiere con base di appoggio

- Struttura in pannelli MFC spessore 18 mm e laminato
- Bordatura in ABS con colla poliuretano
- Anello porta phon
- Predisposizione per cablaggio elettrico
- Telaio in metallo verniciato
- Specchio sagomato

Mirrors with supporting base

- Structure in MFC panels 18 mm thick and laminated
- ABS edging bonded with polyurethane adhesive
- Hairdryer ring
- Predisposition for electrical wiring
- Painted metal frame
- Shaped mirror

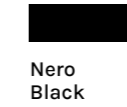
Base / Base

Finiture standard
Standard finishes



Telaio / Frame

Acciaio
Steel



Specchio / Mirror

Argento
Silver



MODUS P

L/W 600
P/D 230
H 2100



MODUS CS

L/W 600
P/D 420
H 2100





Struttura / Structure

Finiture standard
Standard finishes



THE SWATCH BOOK

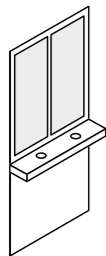
Specchio / Mirror



Argento
Silver

Specchiera da appendere composta da due specchi e mensola con due boccole portaphon in alluminio. Prese fissate alla struttura.

Wall hung vanity unit with 2 mirrors, shelf with 2 aluminium hairdryer slots. Sockets fixed to the structure.



ACCSPES-24

L/W 1100
P/D 236
H 2072

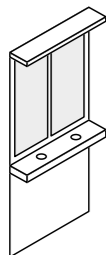


Specchiera da appendere composta da due specchi e mensola con due boccole portaphon in alluminio

Wall hung vanity unit with 2 mirrors, shelf with 2 aluminium hairdryer slots, sockets fixed to the structure


- Due specchi incollati su pannello in MFC
- Mensola in laminato
- Due boccole portaphon in alluminio
- Top in laminato con due faretti LED, colore a scelta:
 - (N) 4000 K luce naturale
 - (W) 3000 K luce calda
- Prese fissate alla struttura
- Altezza di montaggio 900 mm

- With 2 mirrors glued on a MFC panel
- Shelf in laminate
- 2 aluminium hairdryer slots
- Top in laminate and 2 LED spotlights, colour to be chosen among:
 - (N) 4000 K natural white
 - (W) 3000 K warm white
- Sockets fixed to the structure
- Installation height 900 mm



ACCSPT-24V

L/W 1100
P/D 236
H 2072



Indigo Fitness Club

location: Zurich, Switzerland
project: Fit Interiors

Anima



Anima



APC Padel

location: Bergamo, Italy
project: Fit Interiors

Specchiera con scritta e retro, entrambi illuminati da luce LED

- Telaio in metallo e acciaio
- Spessore specchio 4 mm
- Pellicola di sicurezza
- Illuminazione interna LED ad alta efficienza
- Illuminazione perimetrale esterna con LED
- Completo di diffusore in pvc opalino
- (N) 4000 K luce naturale
- Alimentatore da 220/240Vac - 12Vdc, certificato CE protezioni IP44 e SELV
- Sorgente luminosa di classe energetica F
- Le parti elettriche e le sorgenti LED non sono adatte per l'uso con sensori di passaggio

Backlit mirror with lighted writing, both illuminated by LED light

- Metal and steel frame
- Safety film
- Mirror thickness 4 mm
- Internal high-efficiency LED lighting
- External perimeter lighting with LEDs
- Complete with opal pvc diffuser
- (N) 4000 K natural white
- 220/240Vac - 12Vdc power supply, CE certified, IP44 and SELV protections
- Light source container element in energy class F
- Electrical parts and led sources are not suitable in presence of sensors, including sensor of movement

Specchio / Mirror



Argento
Silver



ANIMA1-25


ø 750
P/D 32



ANIMA2-25

ø 750
P/D 32

Dot Dot



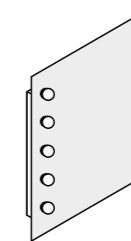
- Specchio con bulbi LED
- Sensore infrarosso
 - Specchio spessore 5 mm
 - Pellicola di sicurezza
 - Funzione antiappannamento
 - Montaggio orizzontale
 - LED doppia colorazione 4000 o 6000 K
 - 220V. CE. IP44
 - Sorgente luminosa di classe energetica A
 - Le parti elettriche e le sorgenti LED non sono adatte per l'uso con sensori di passaggio

- Mirror with LED bulbs
- Infrared sensor
 - Mirror thickness mm 5
 - Safety film
 - Anti-fog function
 - Horizontal mounting
 - LED to choose between 4000 or 6000 K
 - 220V. CE. IP44
 - Light source container element in energy class A
 - Electrical parts and led sources are not suitable in presence of sensors, including sensor of movement

Specchio / Mirror



Argento
Silver



DOT DOT S

L/W 600
P/D 70
H 800

Gora

location: Naples, Italy
project: arch. Massimo Giordano

Frame



Klab

location: Prato, Italy
project: arch. Camilla Lapucci

Frame



Lamiya Wellness & Family Club

location: Huelva, Spain
project: Fit Interiors

Specchiera con retro illuminazione perimetrale LED

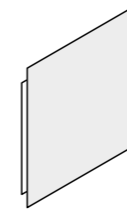
- Telaio in pvc grigio per le forme rettangolari e in ABS nero per le forme rotonde
- Specchio spessore 4 mm
- Pellicola di sicurezza
- Striscia LED IP65
- Luce naturale 4000 K
- Alimentatore da 220/240 Vac - 12 Vdc, certificato CE, protezioni IP44
- Specchi rettangolari fissaggio orizzontale e verticale
- Sorgente luminosa di classe energetica C
- Le parti elettriche e le sorgenti LED non sono adatte per l'uso con sensori di passaggio

Mirror with LED perimetral backlighting

- Gray pvc frame for rectangular shapes and in black ABS for the round shapes
- Mirror thickness 4 mm
- Safety film
- Strip LED IP65
- 4000 K natural light
- 220/240 Vac power supply - 12 Vdc, CE certified, with P44 protection
- Horizontal or vertical fixing
- Light source container element in energy class C
- Electrical parts and led sources are not suitable in presence of sensors, including sensor of movement

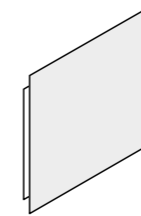
Specchio / Mirror

Argento
Silver



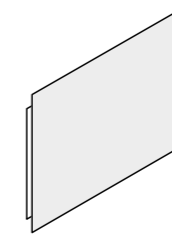
FRAME1-25

L/W 600
P/D 30
H 600



FRAME2-25

L/W 700
P/D 30
H 600



FRAME3-25

L/W 900
P/D 30
H 600



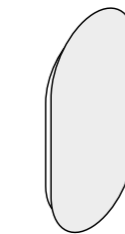
FRAME60-25

ø 600
P/D 30



FRAME75-25

ø 750
P/D 30



FRAME5090-25

L/W 500
P/D 30
H 900

Aster



- Specchiera con sabbiatura perimetrale retroilluminata LED e diffusore perimetrale in pvc semi trasparente
- Telaio in metallo verniciato a polvere
 - Specchio spessore 4 mm
 - Pellicola di sicurezza
 - Luce naturale 4000 K
 - LED ad alta efficienza IP65
 - Alimentatore da 220/240Vac - 12 Vdc, certificato CE, IP44
 - Sorgente luminosa di classe energetica C
 - Le parti elettriche e le sorgenti LED non sono adatte per l'uso con sensori di passaggio

- Mirror with backlit LED sandblasting perimeter and perimeter diffuser in semi transparent pvc
- Powder coated metal frame
 - Mirror thickness 4 mm
 - Safety film
 - 4000 K natural light
 - High efficiency LED, IP65
 - 220/240 Vac power supply - 12 Vdc, CE certified, IP44
 - Light source container element in energy class C
 - Electrical parts and led sources are not suitable in presence of sensors, including sensor of movement

Specchio / Mirror



Argento
Silver



AST75-25

ø 750
P/D 32

Virgin Active

location: Rome, Italy
project: Studio AArchitetti Noorda Schiavon

Halo



- Specchio rotondo retro-illuminato a LED e cornice in metallo
- Cornice in lamiera verniciata oro nero opaco
 - Spessore specchio 4 mm
 - Pellicola di sicurezza
 - (N) 4000 K luce naturale
 - Striscia LED ad alta efficienza da 7.5W/metro e da 170 lm/W, IP65
 - Alimentatore da 220/240Vac - 12 Vdc, certificato CE, IP44
 - Sorgente luminosa di classe energetica C
 - Le parti elettriche e le sorgenti LED non sono adatte per l'uso con sensori di passaggio

- Round backlit LED mirror with metal frame
- Frame made of sheet metal painted in matte black gold
 - Mirror thickness: 4 mm
 - Safety film
 - (N) 4000 K natural light
 - High-efficiency LED strip: 7.5W/m, 170 lm/W, IP65
 - Power supply: 220/240Vac - 12 Vdc, CE certified, IP44
 - Light source container element in energy class C
 - Electrical parts and led sources are not suitable in presence of sensors, including sensor of movement

Cornice / Frame

Metallo
Metal



Oro nero opaco
Matt black gold


Specchio / Mirror

Argento
Silver



HALOA600

ø 604
P/D 45



Circe



- Specchio sagomato retro-illuminato a LED e cornice in metallo
- Cornice in lamiera verniciata oro nero opaco
 - Spessore specchio 4 mm
 - Pellicola di sicurezza
 - (N) 4000 K luce naturale
 - Striscia LED ad alta efficienza da 7.5W/metro e da 170 lm/W, IP65
 - Alimentatore da 220/240Vac - 12 Vdc, certificato CE, IP44
 - Sorgente luminosa di classe energetica C
 - Le parti elettriche e le sorgenti LED non sono adatte per l'uso con sensori di passaggio

- Shaped backlit LED mirror with metal frame
- Frame in sheet metal painted matte black gold
 - Mirror thickness: 4 mm
 - Safety film
 - (N) 4000 K natural light
 - High-efficiency LED strip: 7.5W/m and 170 lm/W, IP65
 - Power supply: 220/240Vac - 12 Vdc, CE certified, IP44
 - Light source container element in energy class C
 - Electrical parts and led sources are not suitable in presence of sensors, including sensor of movement

Cornice / Frame

Metallo
Metal



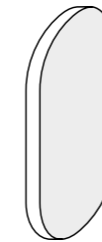
Oro nero opaco
Matt black gold

Specchio / Mirror

Argento
Silver



Argento
Silver



CIRCEA9050

L/W 504
P/D 45
H 904



Jupiter

Specchio tondo con cornice in metallo verniciato a polvere

- Cornice in colore nero
- Cintura in ecopelle in colore nero
- Spessore specchio 4 mm
- Pellicola di sicurezza

Round mirror with powder coated metal frame

- Frame in two colours, black and white
- Eco-leather belt in two colours: black and white
- Mirror thickness 4 mm
- Safety film

Cornice e cintura / Frame and belt
Metallo e pelle
Metal and leather

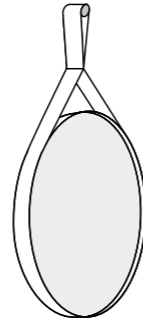


Nero
Black

Specchio / Mirror



Argento
Silver



JUP600-25

L/W 600
P/D 32
H 900



Palmarès Devur Club

location: Bari, Italy
project: Fit Interiors

Vesta

Specchio con cornice in poliuretano espanso bordato con pellicola di colore nero opaco

- Specchio spessore 4 mm
- Fissaggio orizzontale o verticale
- Pellicola di sicurezza

Mirror with polyurethane foam frame edged with matte black film

- Mirror thickness 4 mm
- Horizontal or vertical fixing
- Safety film

Cornice / Frame

Poliuretano
Polyurethane

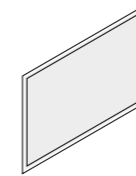


Nero opaco
Satin black

Specchio / Mirror

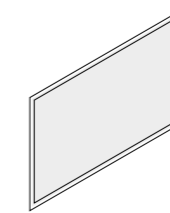


Argento
Silver



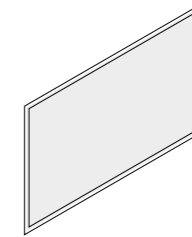
VES8060-25

L/W 800
P/D 25
H 600



VES70100-25

L/W 1000
P/D 25
H 700



VES80110-25

L/W 1100
P/D 25
H 800



Saturno

- Specchio con cornice in alluminio
- Cornice in due colori, nero e bianco
 - Spessore specchio 5 mm
 - Pellicola di sicurezza

- Mirror with aluminium frame
- Frame in two colours: black and white
 - Mirror thickness 5 mm
 - Safety film

Cornice / Frame
Alluminio
Aluminium

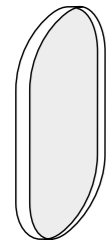


Bianco
White Nero
Black

Specchio / Mirror



Argento
Silver



SAT9038

L/W 380
P/D 23
H 900

Just

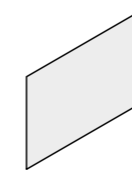
- Specchio filo lucido
- Pellicola di sicurezza
 - Spessore specchio 4 mm
 - Fissaggio orizzontale o verticale

- Wall hung mirrors
- Safety film
 - Mirror thickness 4 mm
 - Horizontal or vertical fastening

Specchio / Mirror

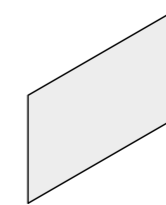


Argento
Silver



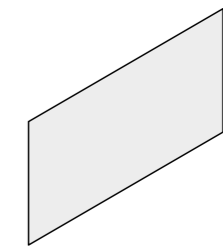
JUST1

L/W 800
P/D 15
H 650



JUST2

L/W 1000
P/D 15
H 650



JUST3

L/W 1200
P/D 15
H 650



MoveMed

location: Milan, Italy
project: Antitetico




Hop House of Padel

location: Brescia, Italy
project: Fit Interiors

Country Club

location: Bari, Italy
project: Fit Interiors



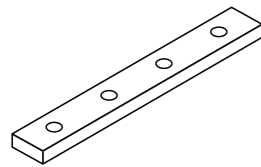
Jump

Mensola in finto spessore h 70 mm, con struttura in MDF laminato e boccole portaphon in alluminio.

Floating shelf with aluminium hair-dryer slots, 70 mm thick with laminated MDF structure.

Mensola / Shelf

Finiture standard
Standard finishes



ACCMES

L/W 2000
P/D 250
H 70



Mensola spessore h 41 mm, con struttura in MDF laminato e boccole portaphon in alluminio.
Gambe in acciaio verniciato, mensola max 2 mt.

Floating shelf with aluminium hair-dryer slots, 41 mm thick with laminated MDF structure.
Painted steel legs, shelf length up to 2 m

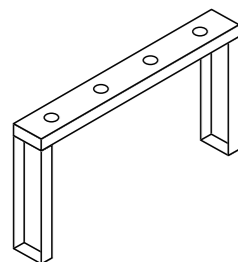

Mensola / Shelf

Finiture standard
Standard finishes



Gambe / Legs

Acciaio verniciato
Painted steel



ACCMEN-20

L/W 2000
P/D 300
H 1004



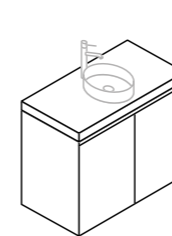

Base

Mobile lavello in multistrato marino laminato (Lavabo e miscelatore non inclusi). Ante con cerniere ammortizzate e maniglie a gola.

Sink cabinet made in laminated marine plywood (Sink and water tap not included). Doors with Soft-close hinges and groove handles.

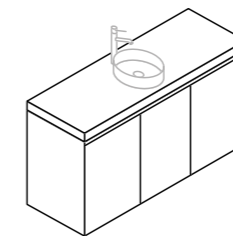
Mobile / Cabinet

Finiture standard
Standard finishes



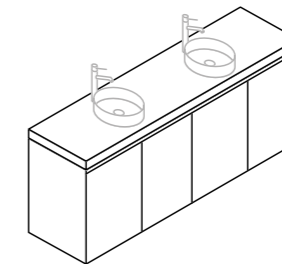
ACCSINKD100

L/W 1000
P/D 550
H 750



ACCSINKD150

L/W 1500
P/D 550
H 750



ACCSINKD200

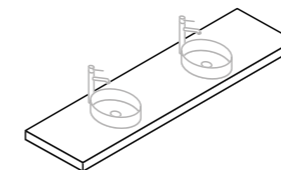
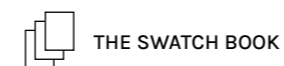
L/W 2000
P/D 550
H 750

Mensola in multistrato marino laminato (Lavabo e miscelatore non inclusi)

Shelf in laminated marine plywood (Sink and water tap not included)

Mensola / Shelf

Finiture standard
Standard finishes



ACCSINK

L/W 2000
P/D 550
H 70




Block

Lavabo in ceramica, installazione a parete con piletta in ceramica a scarico libero

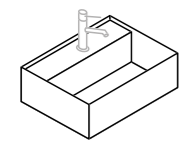
Wall-mounted ceramic washbasin with free discharge ceramic drain

Lavabo / Sink

Colori opachi
Matt colours

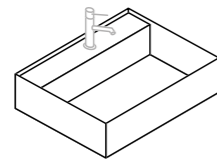


09
Bianco



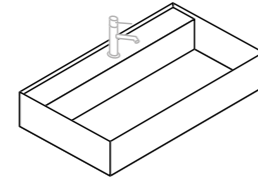
BLOCK50

L/W 500
P/D 350
H 135



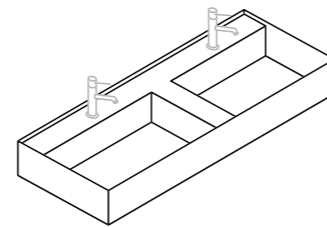
BLOCK60

L/W 600
P/D 450
H 135



BLOCK80

L/W 800
P/D 450
H 135



BLOCK120

L/W 1200
P/D 450
H 135

Miscelatori / Faucets



CRL
Cromato
Chrome



RUBIO1CRL

Miscelatore monocomando sopra piano per lavabo, comando a leva.
Countertop lever mixer tap.


Shape

Lavabo in ceramica, installazione in appoggio con piletta in ceramica a scarico libero.

Ceramic countertop sink with drain and free discharge

Lavabo / Sink

Colori opachi
Matt colours



09
Bianco



08
Nero



19
Grigio



37
Rosa



45
Laguna



47
Malva



SHAPE60

L/W 600
P/D 370
H 120



SHAPE40

ø 400
H 120



SHAPE65

L/W 650
P/D 350
H 120

Miscelatori / Faucets



CRL
Cromato
Chrome



RUBIO2CRL

Miscelatore monocomando, sopra piano per lavabo, comando a leva.
Countertop lever mixer tap.

Simple



Mensola con lavello ad incasso in PVC laminato con vasca in acciaio compreso fondello estraibile. Due versioni, con foro per miscelatore in appoggio, senza foro per miscelatore a parete.


Sink shelf with integrated sink, made in laminate PVC with inox steel basin. Removable bottom included. Two versions, with hole for countertop faucets, without hole for wall mounted faucets.

Lavabo e mensola / Sink and shelf

Finiture standard
Standard finishes



Fenix



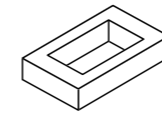
0032
White



0720
Black

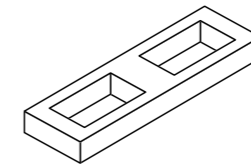


0724
Grey



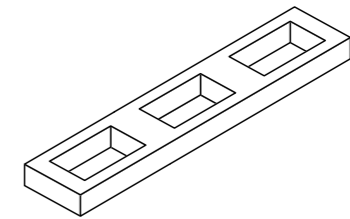
SIMPLE 1

L/W 800
P/D 500
H 140



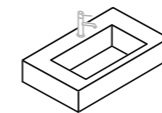
SIMPLE 2

L/W 1600
P/D 500
H 140



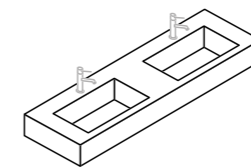
SIMPLE 3

L/W 2400
P/D 500
H 140



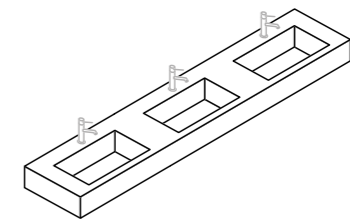
SIMPLE 1CF

L/W 800
P/D 500
H 140



SIMPLE 2CF

L/W 1600
P/D 500
H 140



SIMPLE 3CF

L/W 2400
P/D 500
H 140

Miscelatori / Faucets



CRL
Cromato
Chrome



RUBIO1CRL

Miscelatore monocomando sopra piano per lavabo, comando a leva.
Countertop lever mixer tap.

Box Doccia e Toilet Shower and Toilet Cubicles

282

Studio S



288

Studio T




291

Nexus S



292

Nexus T



294

Eha-mat



Studio



David Lloyd

location: Modena, Italy
project: arch. Luciano Messina

Sistema modulare

- Pareti divisorie fissate con due morsetti alla parete di fondo, piedino a terra, morsetto al tubo strutturale superiore.
- Ante dotate di sistema di apertura a bilico con ritorno automatico, costituito da: piedino fissato a terra, morsetto ammortizzato fissato al tubo strutturale superiore.
- Tubo orizzontale per l'ancoraggio superiore di pareti divisorie e ante, con supporti terminali fissati a parete.

Materiali

- Laminato HPL stratificato, spessore 10 mm, con angoli raggiati e bordi perimetrali bisellati
- Vetro temperato stratificato con pellicola PVB colore a scelta, spessore 5+5 mm, trattamento termico HST (Heat Soak Test), con angoli raggiati e bordi perimetrali bisellati.
- La specifica ferramenta strutturale, interamente disegnata da fit interiors, è realizzata in alluminio estruso o lavorato al tornio. Il morsetto superiore per anta è ammortizzato tramite alette in acciaio armonico.


Modular system

- Partition walls fixed with two clamps to the back wall, foot on the ground, clamp to the upper structural pipe.
- Doors equipped with pivoting opening system with automatic return, consisting of: foot fixed to the ground, shock-absorbing clamp fixed to the upper structural tube.
- Horizontal tube for upper anchorage of partition walls and doors, with end supports fixed to the wall.

Materials

- HPL laminate, thickness 10 mm, with rounded corners and bevelled edges
- Laminated tempered glass with PVB colour film of choice, thickness 5+5 mm, HST (Heat Soak Test) heat treatment, with rounded corners and bevelled edges.
- The specific structural hardware, entirely designed by fit interiors, is made of extruded or lathe machined aluminium. The upper sash clamp is cushioned by harmonic steel fins.

Studio S



David Lloyd





location: Milan, Italy
project: arch. Luciano Messina

Ante e divisori/ Doors and partitions

Vetro / Glass

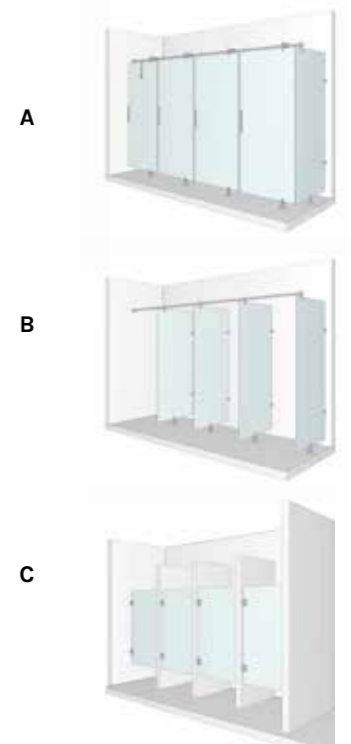
				
Opal White	RAL 9005 Black	RAL 3001 Red	RAL 1015 Light Ivory	RAL 5023 Universe Blue

HPL

			
431 Red	879 Grey	850 Blue	869 Cashmere



Alcune possibili combinazioni
Possible compositions



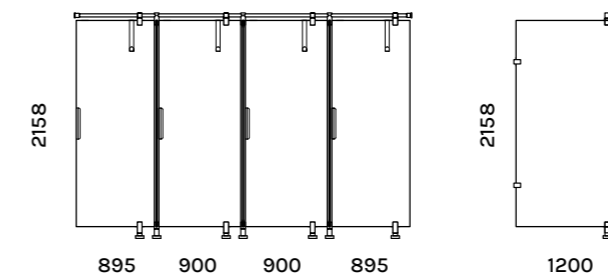
Studio S

Box doccia con ante e divisori in vetro o HPL

- Maniglia acciaio inox per HPL e vetro
- Gancio acciaio inox per accappatoio, per HPL e vetro
- Fermaporta per anta doccia in vetro

Shower cubicle with doors and partition in glass or HPL

- Stainless steel handle for HPL and glass
- Stainless steel hook for towels, for HPL and glass
- Door stopper to prevent slamming for glass door





Studio T



David Lloyd





location: Milan, Italy
project: arch. Luciano Messina

Ante e divisori / Doors and partitions

Vetro / Glass

				
Opal White	RAL 9005 Black	RAL 3001 Red	RAL 1015 Light Ivory	RAL 5023 Universe Blue

HPL

			
431 Red	879 Grey	850 Blue	869 Cashmere



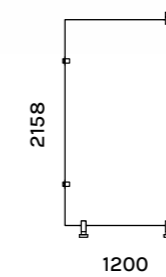
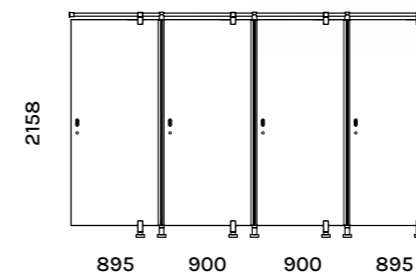
Studio T

Box toilet con ante e divisori in vetro o HPL.

- Maniglia e serratura libero/occupato
- Profili di battuta in acciaio inox

Toilet cubicle with doors and partition in glass or HPL.


- Handle and vacant/occupied lock
- Closing profile in stainless steel



Nexus

- Le pareti modulari e i box della serie Nexus sono realizzati con robuste lastre di laminato compatto HPL (High Pressure Laminate) dello spessore di 14 mm. Questo materiale, classificato B-s1, d0 secondo la norma EN 13501-1, garantisce eccellenti prestazioni in termini di reazione al fuoco. Grazie all'elevata resistenza all'acqua, al vapore e agli agenti chimici, l'HPL è ideale per l'uso in ambienti umidi.
- Il rialzo da terra dei pannelli è ottenuto tramite piedi in acciaio inox, in posizione arretrata all'interno del box, a sostegno del divisorio.
- I profili per il sistema di fissaggio a parete sono in alluminio anodizzato con profilo sagomato "antisporco", così come il traverso superiore di collegamento, non visibile dall'esterno.
- Le porte sono dotate di cerniere con molle interne regolabili per il ritorno della porta in accostamento, permettendo di mantenere il locale sempre in perfetto ordine.
- Le serrature sono in acciaio inox con dispositivo libero/occupato azionabile dall'esterno in caso di emergenza.
- Completano le finiture dei box un estruso in PVC morbido antinfortuno ed un coestruso rigido/morbido per la battuta della porta.





- The modular partitions and cubicles of the Nexus series are made with sturdy 14 mm thick compact HPL (High Pressure Laminate) panels. This material, classified B-s1, d0 according to the EN 13501-1 standard, ensures excellent fire reaction performance. Thanks to its high resistance to water, steam, and chemical agents, HPL is ideal for use in humid environments.
- The raised panel system is supported by stainless steel feet, set back inside the cubicle to support the partition discreetly.
- Wall mounting profiles are made of anodized aluminium with a shaped "anti-dirt" profile, as is the upper connecting rail, which is hidden from external view.
- Doors are equipped with adjustable hinges with internal springs that allow the door to return to the closed position, helping to keep the space tidy.
- Locks are made of stainless steel and include an emergency-operated occupied/free indicator system.
- Final finishes include a soft anti-shock PVC extrusion and a rigid/soft co-extruded seal for the door stop.



Nexus S

Ante e divisori / Doors and partitions

HPL

			
3096 Bianco Puro	431 Rosso	879 Grigio Grafite	3137 Blu Cielo

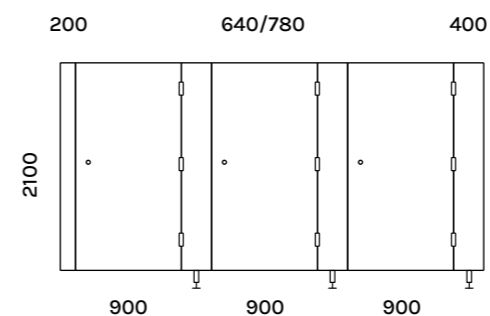


Alcune possibili combinazioni
Possible compositions

Nexus S

Box doccia con ante e divisori in HPL
Pomolo in acciaio inox e gancio per accappatoio opzionale

Shower cubicle with doors and partition in HPL.
Stainless steel handle and hook for towels (optional)







Nexus T



Ante e divisori/ Doors and partitions

HPL

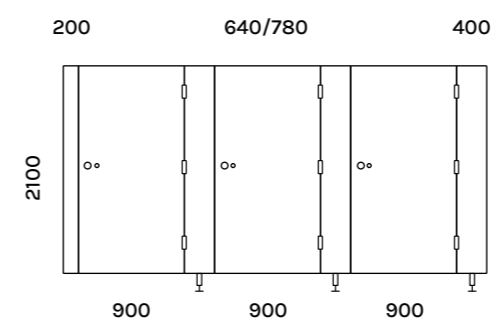
			
3096 Bianco Puro	431 Rosso	879 Grigio Grafite	3137 Blu Cielo



Nexus T

Box toilet con ante e divisori in HPL
Pomolo in acciaio inox e serratura libero/occupato

Toilet cubicle with doors and partition in HPL
Stainless steel handle and vacant/occupied lock



Eha-Mat



Get Fit

location: Milan, Italy
project: arch. Livio Leardi / Fit Interiors

EHA-MAT è prodotto in uno speciale materiale sintetico con caratteristiche batteriostatiche e fungicide. Evita pertanto la proliferazione di microorganismi. È facilmente lavabile ed offre un'altissima resistenza agli agenti chimici. Il materiale antiscivolo in cui è prodotto garantisce una tenuta ottimale sia sulla pavimentazione che sulla parte superiore a contatto con gli utenti. La trama a grata consente un immediato deflusso dell'acqua. Risponde alle norme di sicurezza antiscivolo tedesche **GUV N.2617/DIN 51097 (test Gruppo A)**.

Il materiale ad altissima resistenza con cui è prodotto garantisce ad EHA-MAT una durata pressoché illimitata, sia dal punto di vista dei colori che da quella del degrado del materiale stesso.

EHA-MAT is manufactured in a special synthetic material with fungicide and bacteriostatic characteristics. It therefore avoids the proliferation of microorganisms. It is easily washable and offers very high resistance to chemicals agents. The anti-slip material guarantees an optimal seal on both the flooring and on the top part, in contact with the users. The grating pattern allows for an immediate outflow of water. It meets safety standards German anti-slip **GUV No. 2617/DIN 51097 (Group A test)**. The very high strength material guarantees to EHA-MAT almost an unlimited lifetime, from both the point of view of the colours and that one of degradation of the material itself.

Colori / Colours



Beige



Grigio
Grey



Rosso (su richiesta)
Red (on request)



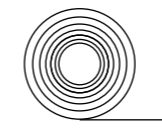
Azzurro (su richiesta)
Blue (on request)



Verde (su richiesta)
Green (on request)

EM60

Dimensioni rotolo
Roll dimensions



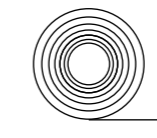
5.000




600

EM80

Dimensioni rotolo
Roll dimensions



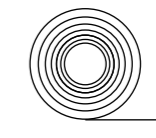
5.000




800

EM100

Dimensioni rotolo
Roll dimensions



5.000



1000



The Swatch Book

Finiture
Materiali
Colori
Finishes
Materials
Colours

The Swatch Book

Pannelli e laminati / Panels and laminates

Legno / Wood



S172
CORTECCIA




K4410AW
NATIVE OAK LIGHT



A48
ROVERE LIMBURGO MIELE



S073
ST JAMES PARK SHERWOOD



S212
CORTECCIA



LK48
NOCE LEUCA MATRIX



K5413RO
QUERCIA ENDGRAIN COGNAC



4043
NOCE ADIGE



MILLENNIUM BLACK

Cemento / Concrete



44374DP
CEMENTO GRIGIO OPALE



44407DP
CEMENTO PLATINO



44405DP
CEMENTO GRIGIO ARDESIA

The Swatch Book

Pannelli e laminati / Panels and laminates

Metallo / Metal



U005
URBAN IRON

Tessuto e pelle / Fabric and Skin



FA44
KAKI PENELOPE



FA46
GUERRILLA PENELOPE



FA33
MAYA BRONZE PENELOPE

Traccia / Stripe



UB 55
TRACCIA



UB 45
TRACCIA



UB 53
TRACCIA



LS71
TRACCIA

The Swatch Book

Pannelli e laminati / Panels and laminates

Tinta unita / Solid Color



WHITE WAX



6577ST
CASHMERE



7063
PASTEL GREEN SU



K512
NATIVE PINK SU



0134
SUNSHINE BS



U321
CHINA RED



D143PS30
GREY



0244
PETROL SU



MATT BLACK WAX

Cassa armadi / Structure lockers



6577ST
CASHMERE




D143PS30
GREY

Finiture tridimensionali / Three-dimensional finishes

Armadi People T / People T Lockers



FA84
BRONZE CHEOPE



FB45
MOSAICO CLEAR



S195
OGIJIMA JIOMETORI

Cassa armadi / Structure lockers



6577ST
CASHMERE



D143PS30
GREY

The Swatch Book

Pannelli e laminati / Panels and laminates

Finiture metallo / Metal finishes

Armadi Next / Next Lockers



454
ROSE GOLD



M4522
STAINLESS STEEL



M2052
COPPER

Cassa armadi / Structure lockers



MATT BLACK WAX


Legno a doghe / Slatted wood

Armadi Futura Wood / Futura Wood Lockers Bancone Reception Opera / Opera Reception Counter



BROWN

Cassa armadi / Structure lockers



MATT BLACK WAX

Maniglia in alluminio / Handle in aluminium




NERO
BLACK

The Swatch Book

Polycarbonato / Polycarbonate

Armadi Collective / Collective Lockers

Anta in polycarbonato / Doors in polycarbonate




TRANSPARENT

Cassa armadi / Structure lockers




MATT BLACK WAX




WHITE WAX

Cassa armadi (ignifuga) / Structure lockers (fire retardant)



MATT BLACK WAX




WHITE WAX

Alluminio / Aluminium

Armadi Factory / Factory Lockers Panca Tecno / Tecno Bench



MATT BLACK



RAL 9010
WHITE



RAL 8028
BROWN (*)



RAL 3002
RED (*)



RAL 5023
BLUE (*)



RAL 3014
PINK (*)

(*) Factory, minimo 15 armadi / Factory, 15 lockers minimum

Cassa armadi / Structure lockers



6577ST
CASHMERE



D143PS30
GREY

The Swatch Book

Laminati / Laminates

Bancone Bar Start Up / Start Up Bar Counter



OLIVA




SALVIA



PETROLIO



STROMBOLI



BIANCO LUCIDO



GIALLO LUCIDO



ROSSO LUCIDO



NERO LUCIDO



BORDEAUX



PAPIRO



MUSCHIO



PIOMBO

Acciaio / Steel

Bancone Reception Uniko / Uniko Reception Counter




CALAMINA



CORTEN

Krion

Bancone Reception Uniko / Uniko Reception Counter



WHITE


The Swatch Book

Ceramica / Ceramics

Bancone Reception Universal / Universal Reception Counter




CALACATTA GOLD
POLISHED




NOIR DESIR
POLISHED

Fenix

Banconi Reception Universal / Universal Reception Counters Banconi Reception Uniko / Uniko Reception Counters Lavabo Simple / Simple Sink



0032
WHITE



0720
BLACK



0724
GREY

HPL

Box Doccia e Toilet Studio / Showers and Toilet Cubicles Studio



431
RED



879
GREY




850
BLUE



869
CASHMERE

Box Doccia e Toilet Nexus / Showers and Toilet Cubicles Nexus



3096
BIANCO PURO



431
ROSSO



879
GRIGIO GRAFITE




3137
BLU CIELO

The Swatch Book

Vetro / Glass


Armadi Etoile / Etoile Lockers



Cassa armadi / Structure lockers



Box Doccia e Toilet Studio / Showers and Toilet Cubicles Studio



The Swatch Book

Ecopelle / Eco-leather



INCA

COMPOSIZIONE / COMPOSITION
88% VINYL / 8% PES / 4% CO

Martindale >= 200.000 cicli / cycles	Ignifugo Flame retardant EU: UNI EN ISO 1021 Part 1 & Part 2 IT: Classe 1IM - UNI 9175 UK: BS 5852 Source 0 & 1 US: CAL TB 117 US: FMVSS 302	Resistente all'acetone Acetone resistant UNI 4818 - P.16
Resistenza salinità (acqua marina) Salinity resistant (sea water) UNI EN ISO 105-E02:2013	Resistente alla candeggina Bleach-resistant UNI EN ISO 105-X12:2003 Impiego 5% ipoclorite di sodio Use of 5% sodium hypochlorite	Resistente all'alcol Alcohol resistant UNI EN ISO 105-X12:2003 Impiego di alcool Use of alcohol
Resistenza all'urina Urine resistant UNI EN ISO 105-X12:2003 Impiego di urea 1,2 gr/lt Use of urea 1.2 g/L	Accelerazione dell'usura Resistenza all'idrolisi Accelerated ageing Hydrolysis resistance UNI EN ISO 1419/C-1995E Tropical & Jungle test	Prova allo xeno Xenon test UNI EN ISO 4892-2 B1 outdoor UNI EN ISO 4892-2 B2 indoor



Headquarters

Gruppo P&G srl
Via Emilia, n.3916
47020 Longiano (FC), Italy
tel. (+39) 0547 58746
info@gruppopeg.com



furniture for gyms,
health and golf clubs,
spa&wellness, offices, hotels,
medical and corporate

DESIGN AROUND PEOPLE.